

# THRIVE

## NURTURING CARE

FOR EARLY CHILDHOOD DEVELOPMENT

# Country profiles

## for early childhood development





# Country profiles

## for early childhood development



**THRIVE**  
**NURTURING CARE**  
FOR EARLY CHILDHOOD DEVELOPMENT

# Acknowledgements

---

- The alphabetical author, commentator and editor list for The Lancet Series *Advancing Early Childhood Development: From Science to Scale* is shown below, with the names of ECD Countdown Reference Group in bold.
- Christopher Andersen, Jere Behrman, Zulfiqar Bhutta, **Maureen Black**, **Pia Britto**, Adrian Cerezo, Margaret Chan, **Bernadette Daelmans**, Gary Darmstadt, Pamela Das, **Amanda Devercelli**, Ann DiGirolamo, Tarun Dua, Lia Fernald, **Günther Fink**, Nathaniel Foote, Paul Gertler, Sally Grantham-McGregor, Keith Hansen, Mark Hanson, **Jody Heymann**, Richard Horton, Patrick Ip, Anthony Lake, James Leckman, Selina Lo, **Joan Lombardi**, Florencia Lopez Boo, **Chunling Lu**, Jane Lucas, Stephen Lye, Graca Machel, Harriet MacMilan, Stephen Matthews, **Dana Charles McCoy**, Rafael Perez-Escamilla, Kerrie Proulx, James Radner, Nirmala Rao, **Linda Richter**, Yusra Shavar, Jeremy Shiffman, Jack Shonkoff, Karin Stenberg, Elizabeth Tablante, Mark Tomlinson, Tyler Vaivada, **Emily Vargas-Baron**, Ted Wachs, Susan Walker, Quentin Wodon, Haogen Yao, Hiro Yoshikawa, Aisha Yousafzai.
- **Alex Manu**, a member of the Countdown to 2030 Equity Sub-Group, joined the ECD Countdown reference group, and **Chris Desmond** and **Sara Naicker** from the Human Sciences Research Council in South Africa gave technical input.
- Members of Countdown to 2030, especially **Jennifer Requero** and **Ties Boerma**, gave guidance through the development of the country profiles.
- Mark Hereward, head of UNICEF's Data and Analytics Section, as well as Claudia Cappa and Nicole Petrowski from the Section, and Theresa Diaz, Coordinator Epidemiology and Monitoring and Evaluation Team in the MNCAH department at the World Health Organization provided invaluable assistance as well as access to data.
- Jive Media Africa designed the country profile template and the transfer of indicator data into the template.
- The DST-NRF Centre of Excellence in Human Development at the University of the Witwatersrand, under the Directorship of Linda Richter, hosted this first phase of the early child development Countdown work.
- The Conrad N Hilton Foundation funded this first phase of the early child development Countdown work.

# Table of Contents

---

Acknowledgements **2**

Introduction **5**

Development of the country profiles **5**

Countries and indicators **6**

Indicators **7**

The logic of the country pages **7**

Next steps **8**

Country Profiles **9**

Technical Appendix **103**

Countries **105**

Indicators **108**

Available data **116**



# Introduction

---

These profiles of 91 low- and middle-income countries are the first step toward a global monitoring and accountability system for early childhood development, affiliated with Countdown to 2030 for women's, children's and adolescents' health ([www.countdown2030.org](http://www.countdown2030.org)). The decision to assemble available data in country profiles was taken by authors during the 2016 launch of the Lancet series *Advancing Early Childhood Development: From Science to Scale*, and has been carried forward as the project of a sub-group to support the Nurturing Care Framework developed by WHO, UNICEF and partners.

These profiles are an attempt to compile, in one place, the available data for country and cross-country monitoring and to provide a baseline against which to monitor progress. More comparable country data and analysis are needed to drive forward the early childhood development agenda, monitor impact, direct attention to areas requiring additional effort and resources, and measure progress towards the Sustainable Development Goals. The country profiles draw attention to significant gaps, especially in extracting data pertaining to the youngest children, measuring services to improve nurturing care, and measuring early childhood development as an outcome. However, progress is being made, and opportunities exist for further analyses with currently available data. For example, with resources, country micro-data can be disaggregated further. The combined efforts by groups at the World Health Organization and the Universities of Jamaica and Harvard are making headway towards field-testing a 10-15-item population measure of early childhood development from 0 to 3 years of age that could feasibly be included in representative national surveys, including USAID's Demographic and Health Surveys and UNICEF's Multi-Indicator Cluster Surveys. UNICEF will soon be releasing a version of the Early Child Development Index (ECDI) to assess child development from 2 years of age and upwards. Further, we suggest several areas for the measurement of services to improve responsive caregiving. We hope that the country profiles prompt advocacy and action to refine measurement parameters and collect comparable country data on these and related services.

## Process of development of the country profiles

Authors of The Lancet Series *Advancing Early Childhood Development: From Science to Scale* collaborated on the selection of countries and indicators. Several authors contributed new or additional analyses. For example, the Composite Risk Index used to estimate the numbers of children under 5 years of age at risk for poor early childhood development was updated using the newly published poverty line by the World Bank, extending the trend from 2005, 2010, to 2015.

Progress updates in the selection and refinement of countries and indicators have been presented at several meetings, one at an early childhood development guidance meeting in Geneva in June 2017, and another during the Countdown to 2030 Measurement Conference in Stellenbosch, South Africa, in February 2018. Regular email updates were sent to the sub-group for input and to the larger Lancet Series Author Group.

Data from the multiple sources listed in the Technical Appendix were combined into a layered Excel spreadsheet, with detailed information on country-specific data such as dates when conventions were signed, and confidence intervals for the estimates of the prevalence of risk for early child development. A flat Excel spreadsheet, summarising this information into a single file, was created to populate the country profiles. Both the layered and the flat Excel spreadsheets are available on the Nurturing Care website ([www.nurturing-care.org](http://www.nurturing-care.org)) and provided on USB cards. Data on the country profiles has been further simplified by rounding up decimal points.

## Countries and indicators

Country profiles are provided for 91 countries, selected on at least one of three criteria:

- 1 Countries with 30% or more of children under age five at risk of poor development as a result of stunting or extreme poverty (<US\$1.90) in 2010. We selected 30% as the cut-off line as, according to the WHO, stunting is a public health concern in a country if 20% of children are stunted<sup>1</sup>, and it is estimated that approximately 10% of the world population is living in extreme poverty<sup>2</sup>.
- 2 Countries that accounted for 95% of children under age five in developing countries who were estimated to be at risk of poor development in 2010 due to exposure to stunting or extreme poverty (Black et al, 2017). Many of these are countries with large child populations, including Brazil, China, Mexico and Turkey.
- 3 Countries included in Countdown to 2030.

Table 1 shows the overlap between Countdown to 2030 and high-risk Early Childhood Development countries, and the list of 91 countries is given in the Technical Appendix.

Table 1: Overlap between Countdown to 2030 and high-risk Early Childhood Development countries

Countries	Number
Countdown to 2030	81
More than 30% of children under 5 at risk of poor early childhood development, or that contribute to 95% of the total number of children estimated to be at risk	76
Countdown to 2030 + Large numbers of children at risk of poor childhood development	91
In Countdown to 2030, but not in countries with large numbers of children at high risk of poor childhood development	15
In countries with large numbers of children at high risk of poor childhood development but not in Countdown to 2030	13
In both Countdown to 2030 and countries with large numbers of children at risk of poor childhood development	63

<sup>1</sup> World Health Organization (2013). Global nutrition policy review: What does it take to scale up nutrition action? [http://www.who.int/nutrition/publications/policies/global\\_nut\\_policyreview/en/](http://www.who.int/nutrition/publications/policies/global_nut_policyreview/en/).

<sup>2</sup> World Bank (2016). <http://www.worldbank.org/en/publication/poverty-and-shared-prosperity>.



## Indicators

Indicators were included based on the following criteria:

- 1 The data relate to the conceptual framework for early childhood development published in The Lancet series (Black et al, 2017). That is, the data provides information on threats to early childhood development, aspects of the facilitating environment, or on support and services in the five components of Nurturing Care: Health, Nutrition, Opportunities for Early Learning, Responsive Caregiving and Security and Safety.
- 2 The data are comparable across countries and publicly available, either through a UN agency or in a peer-reviewed publication that provides a technical appendix with country level data.

Definitions of the indicator data as collected and sources of the data on early childhood development are given in the Technical Appendix. The definitions refer to data collected by USAID's Demographic and Health Surveys (DHS) and UNICEF's Multi-Indicator Cluster Surveys (MICS), which are the main sources of data, as well as representative national household surveys as indicated. While we had hoped to have all data refer to children under the age of 5 years, and even under the age of 3 years where possible, this could not be done without significant additional time and resources. Definitions make clear the parameters of the indicators included – by year/s and age group. For example, inadequate supervision refers to children up to 6 years of age, whereas harsh punishment refers to children up to the age of 14 years.

It is clear that many more indicators are needed to track threats to early childhood development, financing, and coverage of services to improve early childhood development. Some of these are referred to in the indicator list in the Technical Appendix. However, this first effort must be used to motivate, advocate and resource new comparable cross-country data collection through DHS and MICS, as well as through national household surveys.

## The logic of the country pages

Indicators have been assembled on the country pages based on the following logic:

- **Demographics** provide basic information about the country.
- **The prevalence of inequality among of children at risk of poor development**, indexed by the composite indicator of prevalence of children exposed to stunting or extreme poverty in 2005, 2010 and 2015, and differences in prevalence between boys and girls and between children living in urban and rural areas based on surveys conducted between 2006 and 2015. We also estimated the economic costs of poor early development by calculating the cost of child growth deficit as a percent loss of the annual adult wage in the country.

- **Threats to early childhood development** are indexed by the loss of a mother at a young age, having a young mother, low birth-weight and preterm births, inadequate supervision, harsh physical punishment, stunting, and children under 5 years of age living in poverty.
- **Support and services for early childhood development** is indexed by the five components of Nurturing Care, described in The Lancet series, and by indicators of the facilitating environment of laws, conventions and policies.
  - **Nurturing care** comprises 5 essential elements: Health, Early Learning, Security and Safety, Responsive Caregiving and Nutrition
  - **The facilitating environment** is indicated by Policies and Conventions.
    - **Policies** for which there are comparable country data relevant to early childhood development include paid maternity and paternity leave, whether a country has a national minimum wage and non-contributory child and family social protection, and whether the country has adopted many or all of the provisions of the International Code of Marketing of Breastmilk Substitutes.
    - **International Conventions**, specifically the Convention of the Rights of the Child (CRC), the CRC Optional Protocol on the Sale of Children, Child Prostitution and Pornography, the Convention on the Rights of People with Disabilities, and the Hague Convention on Protection of Children and Cooperation in respect of Intercountry Adoption.

## Next steps

The country profiles need to be used in countries to raise awareness about early childhood development, to disseminate information, and to advocate for resources, services and data to improve early childhood development.

Funding must be mobilised to continue and grow the early childhood development Countdown work, including to establish an independent multi-institutional home for further efforts, and to support country, regional and global analyses that contribute to knowledge and progress in improving early childhood development.

May 2018

# Country Profiles

---





# Afghanistan

**Countdown to 2030**

Women's, Children's & Adolescents' Health

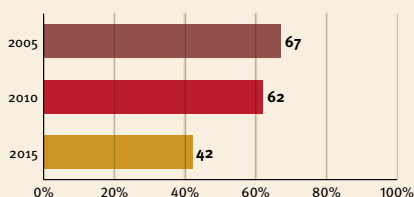
## Demographics

Population	34 656 000
Annual births	1 143 000
Children under 5	5 233 000 (15%)
Under 5 mortality	70/1 000

## Threats to Early Childhood Development

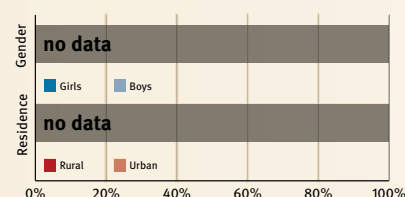
Maternal mortality	396/100 000	Young mothers (births by 18y)	20%
Low birthweight	no data	Preterm births	11%
Child poverty	no data	Under 5 stunting	41%
Harsh punishment	74%	Inadequate supervision	73%

## Young children at risk of poor development

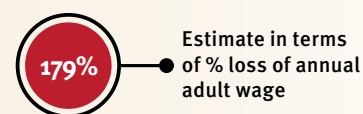


At risk in 2005, 2010 and 2015, using a composite indicator of under 5 stunting or poverty

## Risks by gender and residence



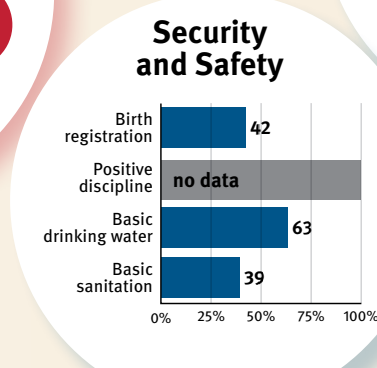
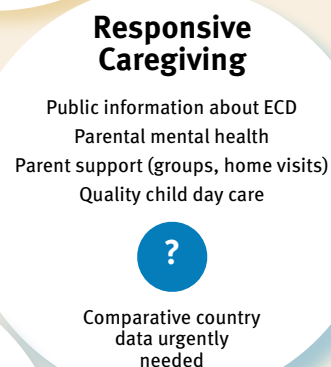
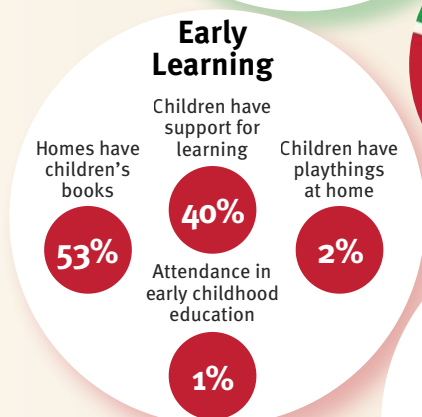
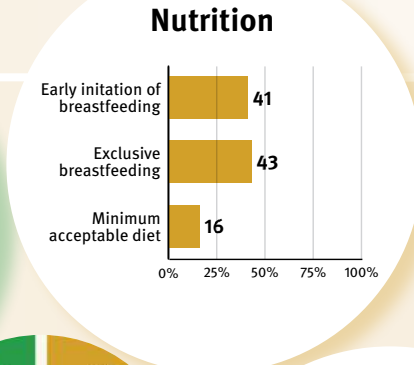
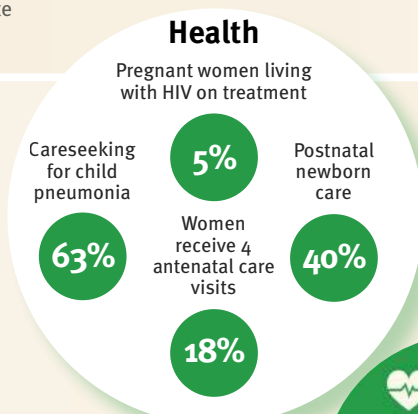
## Lifetime cost of growth deficit in early childhood



## Support and services for Early Childhood Development: Nurturing Care

Parents and caregivers need a facilitating environment of laws, policies, services and community support to assist them to provide their young children with nurturing care.

## Support and services for Early Childhood Development: Facilitating Environments



### Policies

✗	Paid maternity leave	✓	Paid paternity leave
✓	National minimum wage		
no data	Child and family social protection		
✓	International Code of Marketing of Breastmilk Substitutes		

### International Conventions

✓	Convention on the Rights of the Child
✓	Convention on the Rights of People with Disabilities
✓	CRC Sale of Children, Child Prostitution & Child Pornography
✗	Convention on Protection of Children and Cooperation in Respect of Intercountry Adoption



# Algeria

**Countdown to 2030**

Women's, Children's & Adolescents' Health

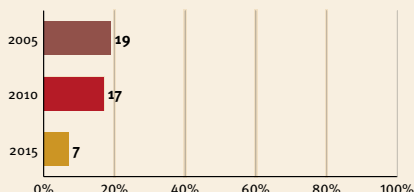
## Demographics

Population	40 606 000
Annual births	949 000
Children under 5	4 699 000 (12%)
Under 5 mortality	25/1 000

## Threats to Early Childhood Development

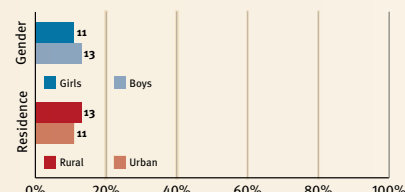
Maternal mortality	140/100 000	Young mothers (births by 18y)	1%
Low birthweight	6%	Preterm births	7%
Child poverty	0,2%	Under 5 stunting	12%
Harsh punishment	86%	Inadequate supervision	78%

## Young children at risk of poor development

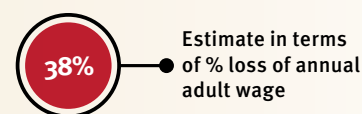


At risk in 2005, 2010 and 2015, using a composite indicator of under 5 stunting or poverty

## Risks by gender and residence



## Lifetime cost of growth deficit in early childhood

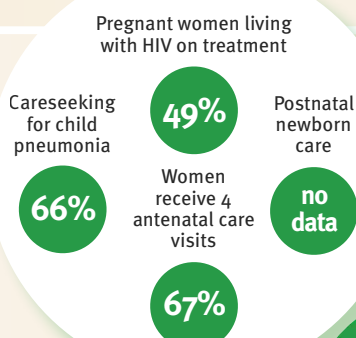


## Support and services for Early Childhood Development: Nurturing Care

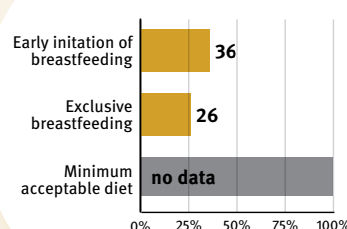
Parents and caregivers need a facilitating environment of laws, policies, services and community support to assist them to provide their young children with nurturing care.

## Support and services for Early Childhood Development: Facilitating Environments

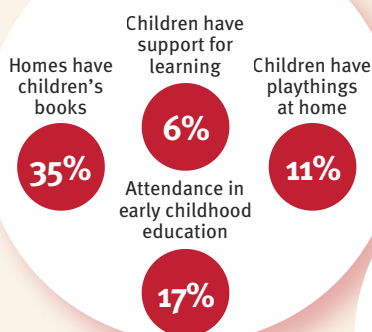
### Health



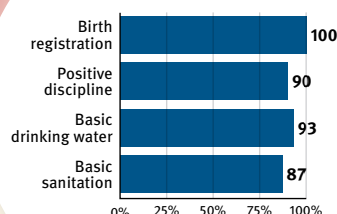
### Nutrition



### Early Learning



### Security and Safety



### Responsive Caregiving

Public information about ECD  
Parental mental health  
Parent support (groups, home visits)  
Quality child day care

?

Comparative country data urgently needed

### Policies

✓	Paid maternity leave	✓	Paid paternity leave
✓	National minimum wage		
✗	Child and family social protection		
✓	International Code of Marketing of Breastmilk Substitutes		

### International Conventions

✓	Convention on the Rights of the Child
✓	Convention on the Rights of People with Disabilities
✓	CRC Sale of Children, Child Prostitution & Child Pornography
✗	Convention on Protection of Children and Cooperation in Respect of Intercountry Adoption



# Angola

*Countdown to 2030*

Women's, Children's & Adolescents' Health

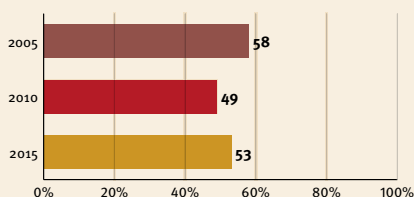
## Demographics

Population	28 813 000
Annual births	1 181 000
Children under 5	5 277 000 (18%)
Under 5 mortality	83/1 000

## Threats to Early Childhood Development

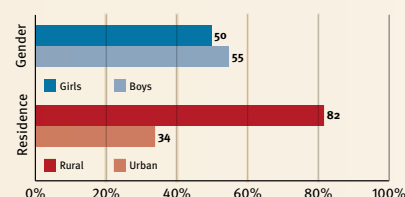
Maternal mortality	477/100 000	Young mothers (births by 18y)	38%
Low birthweight	12%	Preterm births	12%
Child poverty	29%	Under 5 stunting	37%
Harsh punishment	no data	Inadequate supervision	no data

## Young children at risk of poor development

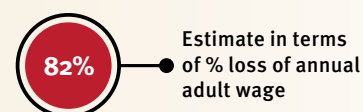


At risk in 2005, 2010 and 2015, using a composite indicator of under 5 stunting or poverty

## Risks by gender and residence



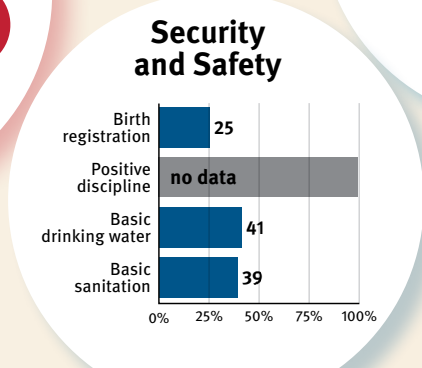
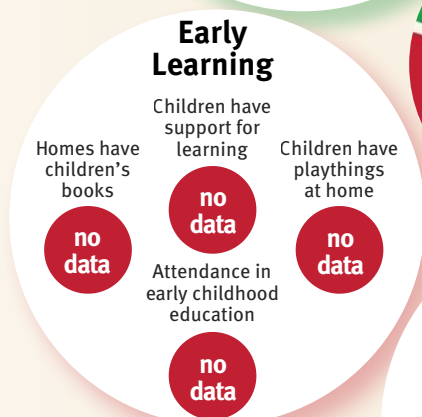
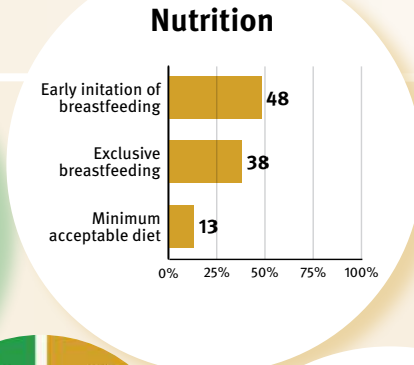
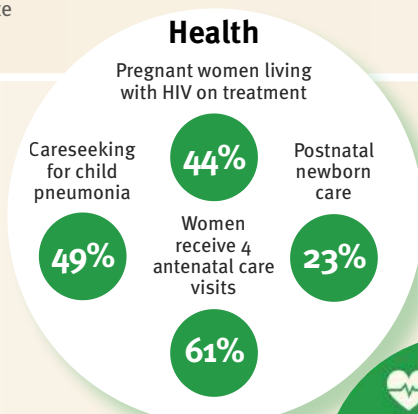
## Lifetime cost of growth deficit in early childhood



## Support and services for Early Childhood Development: Nurturing Care

Parents and caregivers need a facilitating environment of laws, policies, services and community support to assist them to provide their young children with nurturing care.

## Support and services for Early Childhood Development: Facilitating Environments



Policies	
✗	Paid maternity leave
✗	Paid paternity leave
✓	National minimum wage
✗	Child and family social protection
✗	International Code of Marketing of Breastmilk Substitutes

International Conventions	
✓	Convention on the Rights of the Child
✓	Convention on the Rights of People with Disabilities
✓	CRC Sale of Children, Child Prostitution & Child Pornography
✗	Convention on Protection of Children and Cooperation in Respect of Intercountry Adoption





# Azerbaijan

## Countdown to 2030

Women's, Children's & Adolescents' Health

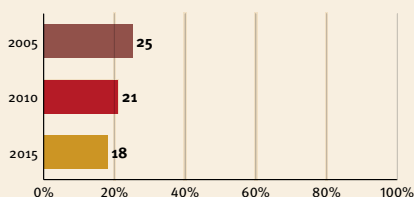
### Demographics

Population	9 725 000
Annual births	176 000
Children under 5	891 000 (9%)
Under 5 mortality	31/1 000

### Threats to Early Childhood Development

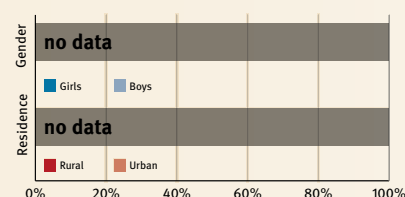
Maternal mortality	25/100 000	Young mothers (births by 18y)	4%
Low birthweight	10%	Preterm births	8%
Child poverty	0,1%	Under 5 stunting	18%
Harsh punishment	77%	Inadequate supervision	no data

### Young children at risk of poor development

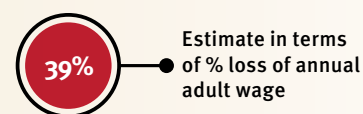


At risk in 2005, 2010 and 2015, using a composite indicator of under 5 stunting or poverty

### Risks by gender and residence



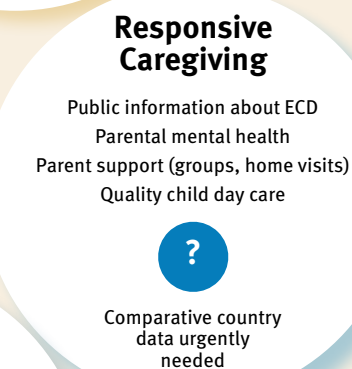
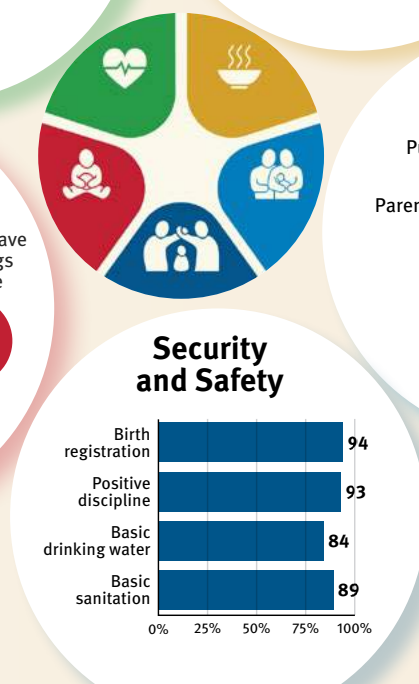
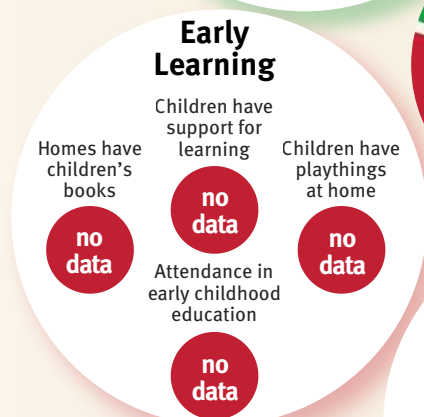
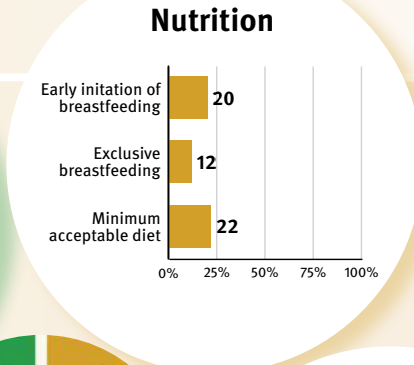
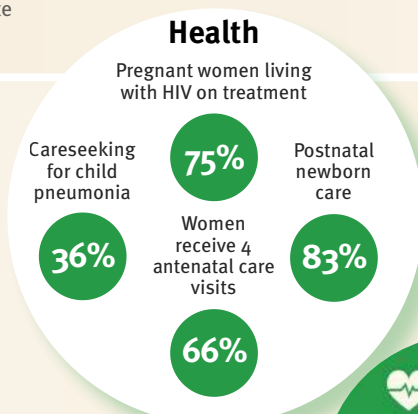
### Lifetime cost of growth deficit in early childhood



## Support and services for Early Childhood Development: Nurturing Care

Parents and caregivers need a facilitating environment of laws, policies, services and community support to assist them to provide their young children with nurturing care.

## Support and services for Early Childhood Development: Facilitating Environments



### Policies

✓ Paid maternity leave	✓ Paid paternity leave
✓ National minimum wage	
✓ Child and family social protection	
✓ International Code of Marketing of Breastmilk Substitutes	

### International Conventions

✓ Convention on the Rights of the Child
✓ Convention on the Rights of People with Disabilities
✓ CRC Sale of Children, Child Prostitution & Child Pornography
✓ Convention on Protection of Children and Cooperation in Respect of Intercountry Adoption





# Bangladesh

*Countdown to 2030*

Women's, Children's & Adolescents' Health

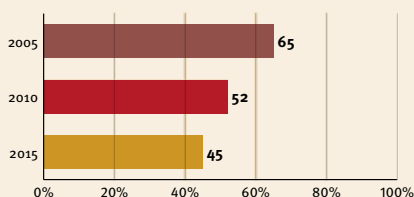
## Demographics

Population	162 952 000
Annual births	3 110 000
Children under 5	15 236 000 (9%)
Under 5 mortality	34/1 000

## Threats to Early Childhood Development

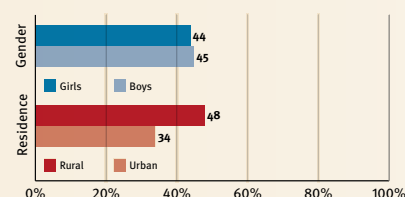
Maternal mortality	176/100 000	Young mothers (births by 18y)	36%
Low birthweight	22%	Preterm births	14%
Child poverty	22%	Under 5 stunting	37%
Harsh punishment	82%	Inadequate supervision	78%

## Young children at risk of poor development

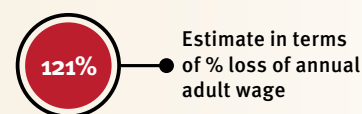


At risk in 2005, 2010 and 2015, using a composite indicator of under 5 stunting or poverty

## Risks by gender and residence



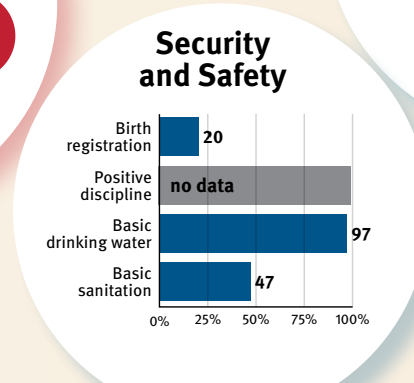
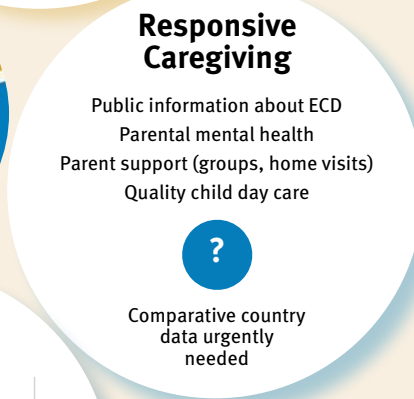

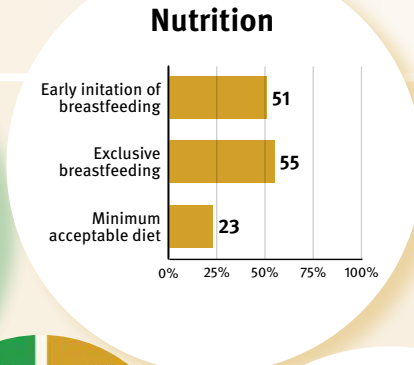
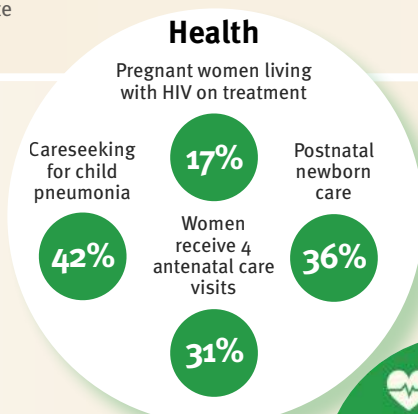
## Lifetime cost of growth deficit in early childhood



## Support and services for Early Childhood Development: Nurturing Care

Parents and caregivers need a facilitating environment of laws, policies, services and community support to assist them to provide their young children with nurturing care.

## Support and services for Early Childhood Development: Facilitating Environments



Policies	
✓ Paid maternity leave	✗ Paid paternity leave
✗ National minimum wage	
✗ Child and family social protection	
✓ International Code of Marketing of Breastmilk Substitutes	

International Conventions	
✓ Convention on the Rights of the Child	
✓ Convention on the Rights of People with Disabilities	
✓ CRC Sale of Children, Child Prostitution & Child Pornography	
✗ Convention on Protection of Children and Cooperation in Respect of Intercountry Adoption	



# Benin

*Countdown to 2030*

Women's, Children's & Adolescents' Health

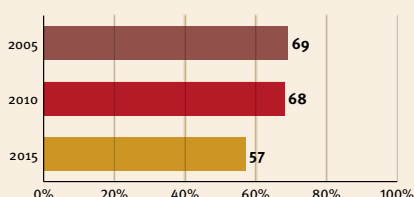
## Demographics

Population	10 872 000
Annual births	397 000
Children under 5	1 775 000 (16%)
Under 5 mortality	98/1 000

## Threats to Early Childhood Development

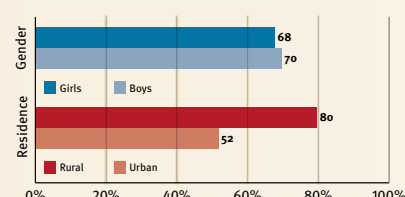
Maternal mortality	405/100 000	Young mothers (births by 18y)	19%
Low birthweight	15%	Preterm births	11%
Child poverty	50%	Under 5 stunting	34%
Harsh punishment	91%	Inadequate supervision	28%

## Young children at risk of poor development

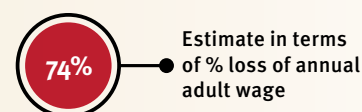


At risk in 2005, 2010 and 2015, using a composite indicator of under 5 stunting or poverty

## Risks by gender and residence



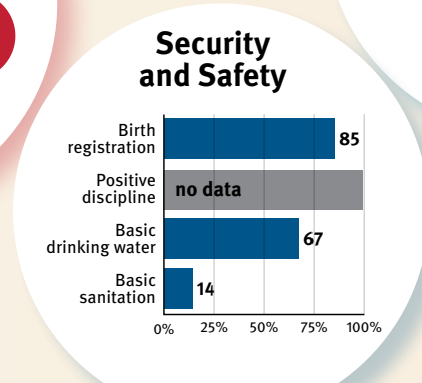
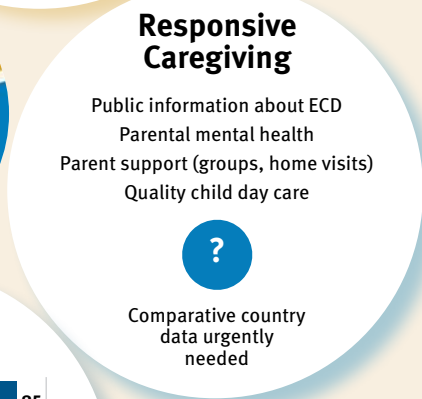
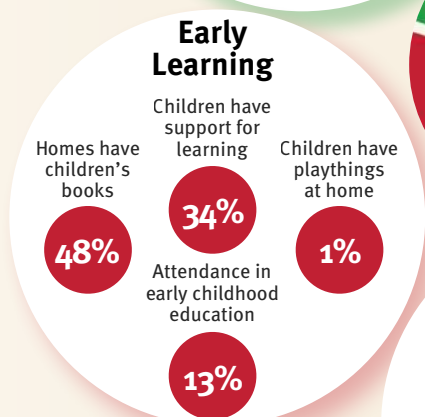
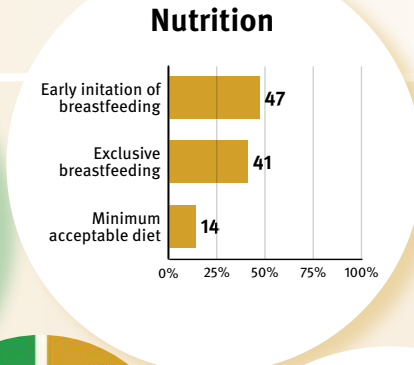
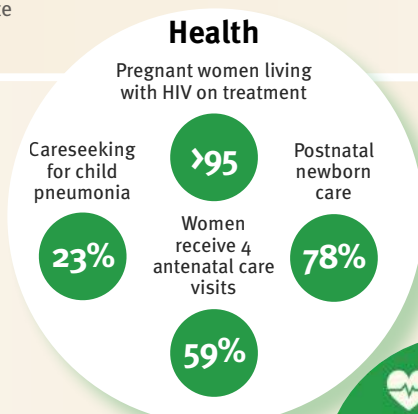
## Lifetime cost of growth deficit in early childhood



## Support and services for Early Childhood Development: Nurturing Care

Parents and caregivers need a facilitating environment of laws, policies, services and community support to assist them to provide their young children with nurturing care.

## Support and services for Early Childhood Development: Facilitating Environments



Policies	
✓ Paid maternity leave	✗ Paid paternity leave
✓ National minimum wage	
✗ Child and family social protection	
✓ International Code of Marketing of Breastmilk Substitutes	

International Conventions	
✓ Convention on the Rights of the Child	
✓ Convention on the Rights of People with Disabilities	
✓ CRC Sale of Children, Child Prostitution & Child Pornography	
✗ Convention on Protection of Children and Cooperation in Respect of Intercountry Adoption	



# Bhutan

*Countdown to 2030*

Women's, Children's & Adolescents' Health

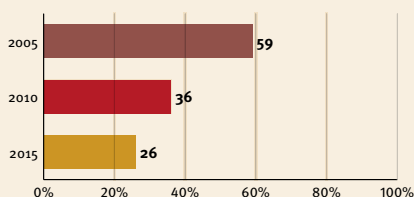
## Demographics

Population	798 000
Annual births	15 000
Children under 5	70 000 (9%)
Under 5 mortality	32/1 000

## Threats to Early Childhood Development

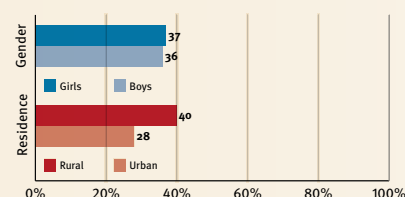
Maternal mortality	148/100 000	Young mothers (births by 18y)	15%
Low birthweight	10%	Preterm births	10%
Child poverty	5%	Under 5 stunting	33%
Harsh punishment	no data	Inadequate supervision	54%

## Young children at risk of poor development

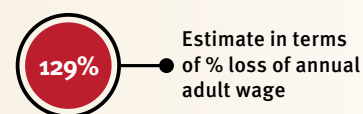


At risk in 2005, 2010 and 2015, using a composite indicator of under 5 stunting or poverty

## Risks by gender and residence



## Lifetime cost of growth deficit in early childhood

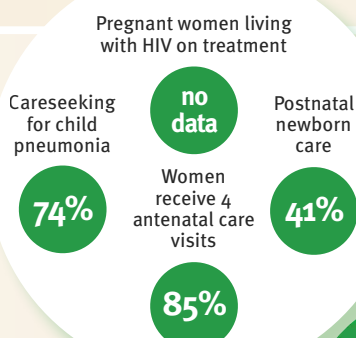


## Support and services for Early Childhood Development: Nurturing Care

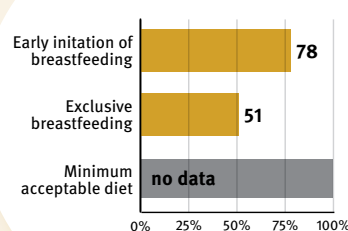
Parents and caregivers need a facilitating environment of laws, policies, services and community support to assist them to provide their young children with nurturing care.

## Support and services for Early Childhood Development: Facilitating Environments

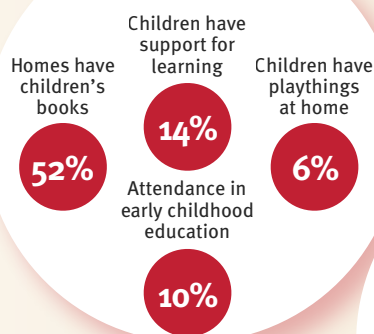
### Health



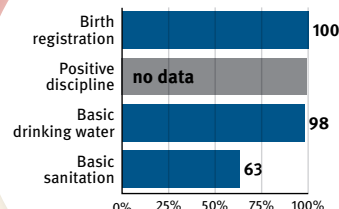
### Nutrition



### Early Learning



### Security and Safety



### Responsive Caregiving

Public information about ECD  
Parental mental health  
Parent support (groups, home visits)  
Quality child day care

?

Comparative country data urgently needed

### Policies

no data	Paid maternity leave	✓	Paid paternity leave
✓	National minimum wage		
✗	Child and family social protection		
✗	International Code of Marketing of Breastmilk Substitutes		

### International Conventions

✓	Convention on the Rights of the Child
✓	Convention on the Rights of People with Disabilities
✓	CRC Sale of Children, Child Prostitution & Child Pornography
✗	Convention on Protection of Children and Cooperation in Respect of Intercountry Adoption



# Bolivia

**Countdown to 2030**

Women's, Children's & Adolescents' Health

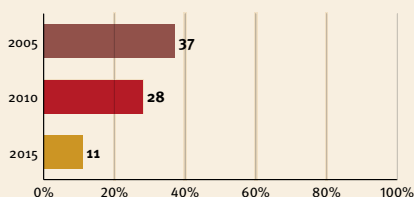
## Demographics

Population	10 888 000
Annual births	253 000
Children under 5	1 189 000 (11%)
Under 5 mortality	37/1 000

## Threats to Early Childhood Development

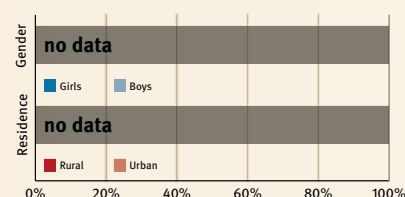
Maternal mortality	206/100 000	Young mothers (births by 18y)	20%
Low birthweight	6%	Preterm births	9%
Child poverty	15%	Under 5 stunting	18%
Harsh punishment	no data	Inadequate supervision	no data

## Young children at risk of poor development

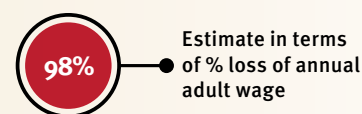


At risk in 2005, 2010 and 2015, using a composite indicator of under 5 stunting or poverty

## Risks by gender and residence



## Lifetime cost of growth deficit in early childhood

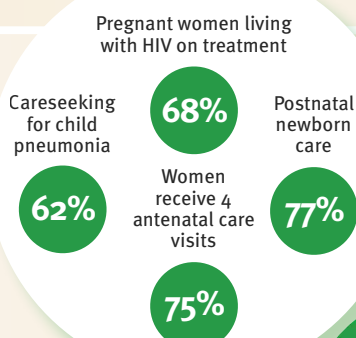


## Support and services for Early Childhood Development: Nurturing Care

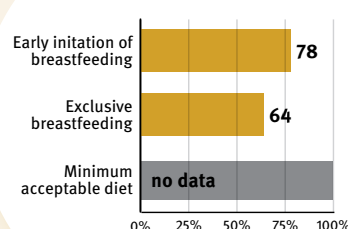
Parents and caregivers need a facilitating environment of laws, policies, services and community support to assist them to provide their young children with nurturing care.

## Support and services for Early Childhood Development: Facilitating Environments

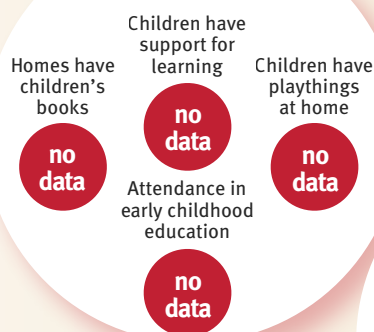
### Health



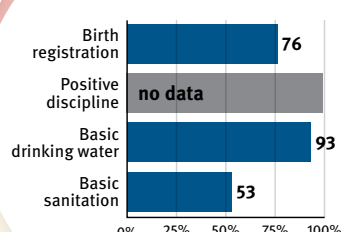
### Nutrition



### Early Learning



### Security and Safety



### Responsive Caregiving

Public information about ECD  
Parental mental health  
Parent support (groups, home visits)  
Quality child day care

?

Comparative country data urgently needed

### Policies

✗	Paid maternity leave	✓	Paid paternity leave
✓	National minimum wage		
no data	Child and family social protection		
✓	International Code of Marketing of Breastmilk Substitutes		

### International Conventions

✓	Convention on the Rights of the Child
✓	Convention on the Rights of People with Disabilities
✓	CRC Sale of Children, Child Prostitution & Child Pornography
✓	Convention on Protection of Children and Cooperation in Respect of Intercountry Adoption



# Botswana

*Countdown to 2030*

Women's, Children's & Adolescents' Health

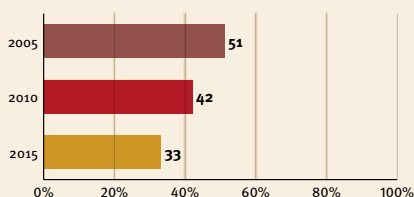
## Demographics

Population	2 250 000
Annual births	53 000
Children under 5	259 000 (12%)
Under 5 mortality	41/1 000

## Threats to Early Childhood Development

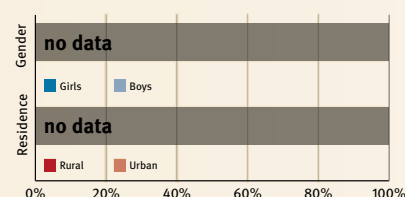
Maternal mortality	129/100 000	Young mothers (births by 18y)	no data
Low birthweight	13%	Preterm births	15%
Child poverty	no data	Under 5 stunting	26%
Harsh punishment	no data	Inadequate supervision	no data

## Young children at risk of poor development

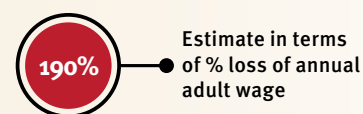


At risk in 2005, 2010 and 2015, using a composite indicator of under 5 stunting or poverty

## Risks by gender and residence



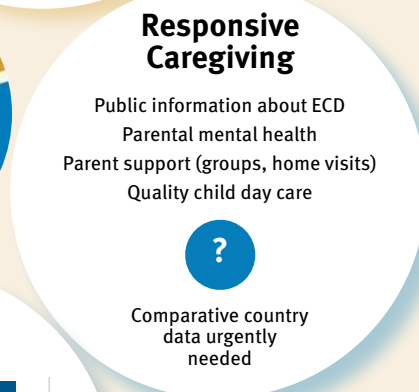
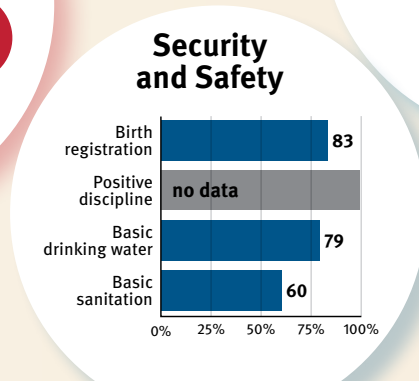
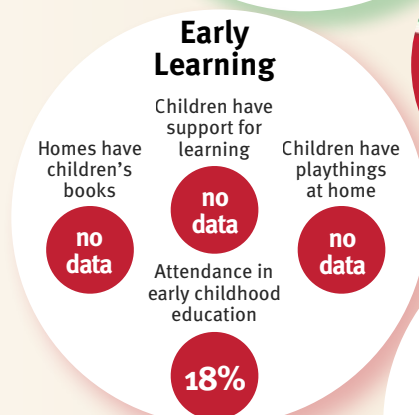
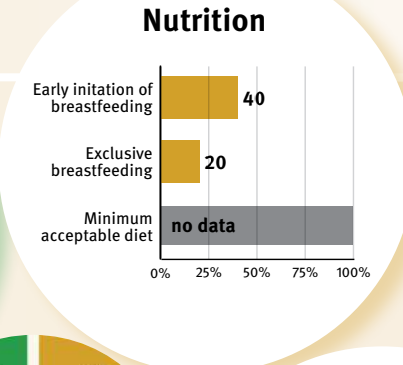
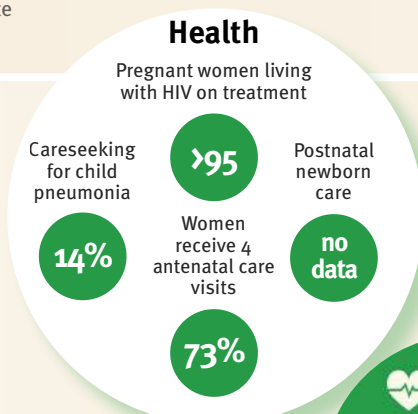
## Lifetime cost of growth deficit in early childhood



## Support and services for Early Childhood Development: Nurturing Care

Parents and caregivers need a facilitating environment of laws, policies, services and community support to assist them to provide their young children with nurturing care.

## Support and services for Early Childhood Development: Facilitating Environments



Policies	
✗	Paid maternity leave
✗	Paid paternity leave
✓	National minimum wage
✓	Child and family social protection
✓	International Code of Marketing of Breastmilk Substitutes

International Conventions	
✓	Convention on the Rights of the Child
✓	Convention on the Rights of People with Disabilities
✗	CRC Sale of Children, Child Prostitution & Child Pornography
✗	Convention on Protection of Children and Cooperation in Respect of Intercountry Adoption





# Brazil

## Countdown to 2030

Women's, Children's & Adolescents' Health

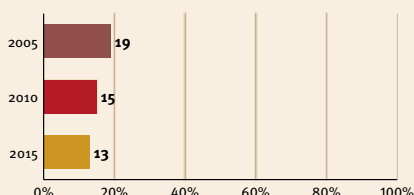
### Demographics

Population	207 653 000
Annual births	2 966 000
Children under 5	14 919 000 (7%)
Under 5 mortality	15/1 000

### Threats to Early Childhood Development

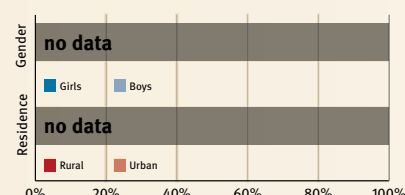
Maternal mortality	44/100 000	Young mothers (births by 18y)	no data
Low birthweight	9%	Preterm births	9%
Child poverty	no data	Under 5 stunting	9%
Harsh punishment	no data	Inadequate supervision	no data

### Young children at risk of poor development

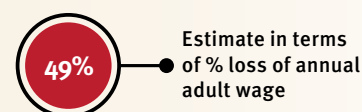


At risk in 2005, 2010 and 2015, using a composite indicator of under 5 stunting or poverty

### Risks by gender and residence



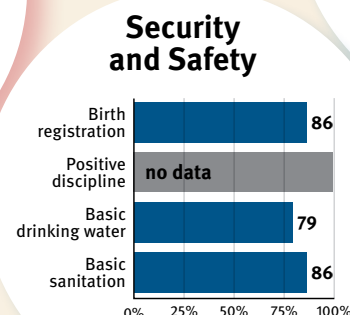
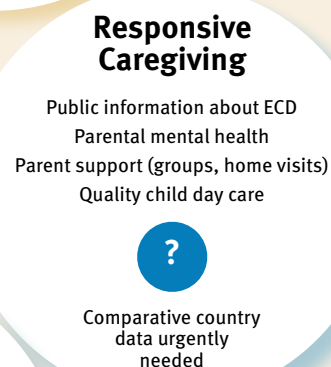
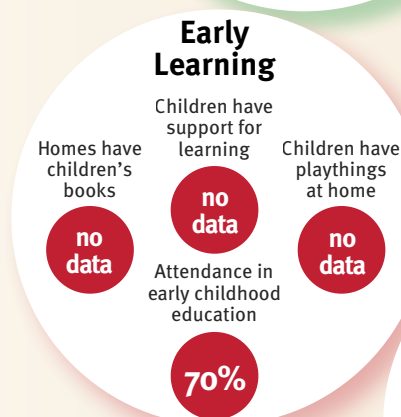
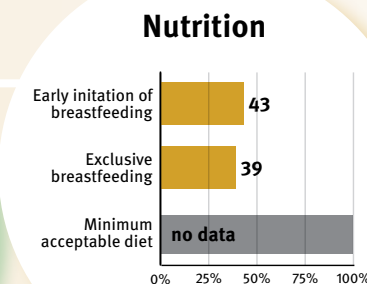
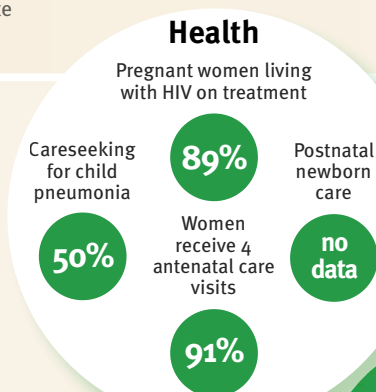
### Lifetime cost of growth deficit in early childhood



## Support and services for Early Childhood Development: Nurturing Care

Parents and caregivers need a facilitating environment of laws, policies, services and community support to assist them to provide their young children with nurturing care.

## Support and services for Early Childhood Development: Facilitating Environments



### Policies

✓ Paid maternity leave	✓ Paid paternity leave
✓ National minimum wage	
✓ Child and family social protection	
✓ International Code of Marketing of Breastmilk Substitutes	

### International Conventions

✓ Convention on the Rights of the Child
✓ Convention on the Rights of People with Disabilities
✓ CRC Sale of Children, Child Prostitution & Child Pornography
✓ Convention on Protection of Children and Cooperation in Respect of Intercountry Adoption



# Burkina Faso

*Countdown to 2030*

Women's, Children's & Adolescents' Health

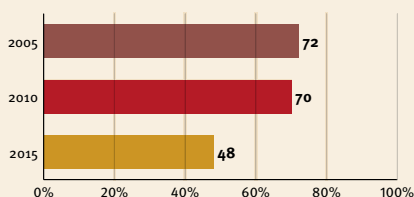
## Demographics

Population	18 646 000
Annual births	716 000
Children under 5	3 221 000 (17%)
Under 5 mortality	85/1 000

## Threats to Early Childhood Development

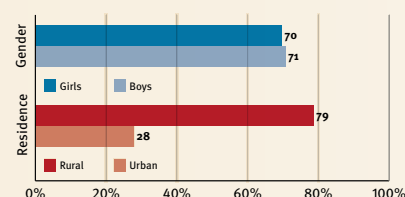
Maternal mortality	371/100 000	Young mothers (births by 18y)	28%
Low birthweight	14%	Preterm births	11%
Child poverty	59%	Under 5 stunting	33%
Harsh punishment	83%	Inadequate supervision	14%

## Young children at risk of poor development

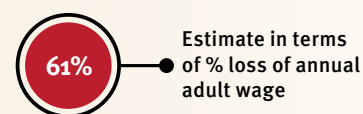


At risk in 2005, 2010 and 2015, using a composite indicator of under 5 stunting or poverty

## Risks by gender and residence



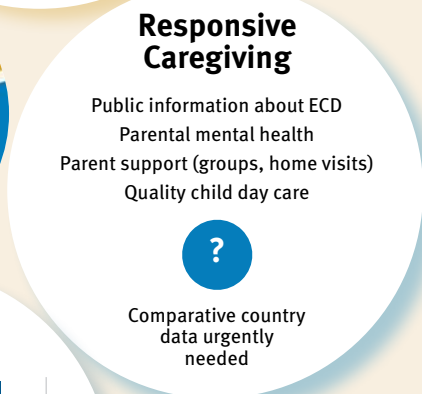
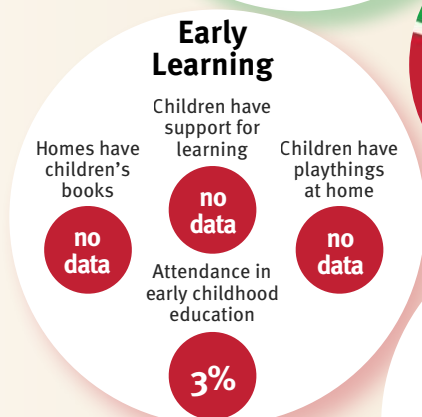
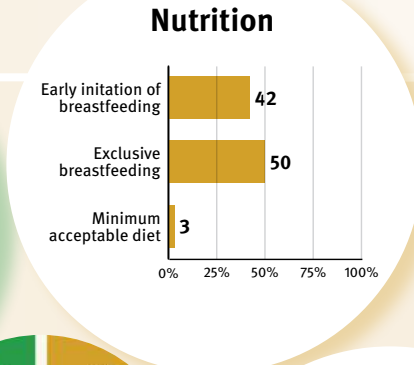
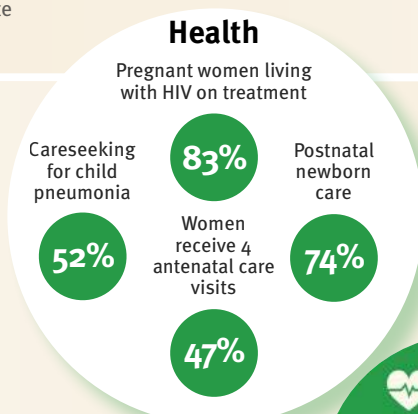
## Lifetime cost of growth deficit in early childhood



## Support and services for Early Childhood Development: Nurturing Care

Parents and caregivers need a facilitating environment of laws, policies, services and community support to assist them to provide their young children with nurturing care.

## Support and services for Early Childhood Development: Facilitating Environments



Policies	
✓ Paid maternity leave	✗ Paid paternity leave
✓ National minimum wage	
✗ Child and family social protection	
✓ International Code of Marketing of Breastmilk Substitutes	

International Conventions	
✓ Convention on the Rights of the Child	
✓ Convention on the Rights of People with Disabilities	
✓ CRC Sale of Children, Child Prostitution & Child Pornography	
✓ Convention on Protection of Children and Cooperation in Respect of Intercountry Adoption	



# Burundi

*Countdown to 2030*

Women's, Children's & Adolescents' Health

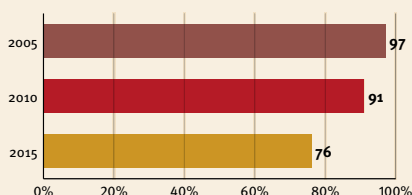
## Demographics

Population	10 524 000
Annual births	437 000
Children under 5	1 901 000 (18%)
Under 5 mortality	72/1 000

## Threats to Early Childhood Development

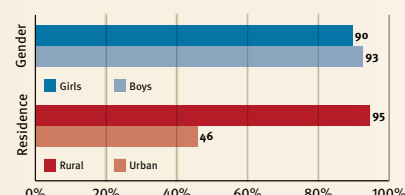
Maternal mortality	712/100 000	Young mothers (births by 18y)	11%
Low birthweight	13%	Preterm births	11%
Child poverty	86%	Under 5 stunting	56%
Harsh punishment	no data	Inadequate supervision	34%

## Young children at risk of poor development

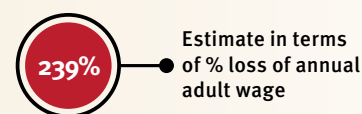


At risk in 2005, 2010 and 2015, using a composite indicator of under 5 stunting or poverty

## Risks by gender and residence



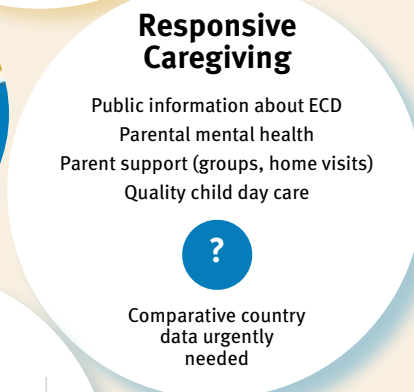
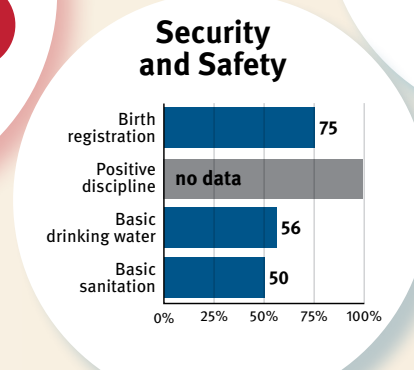
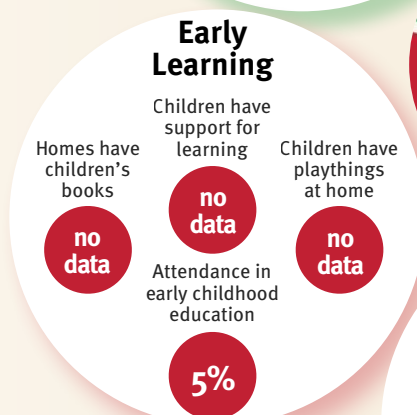
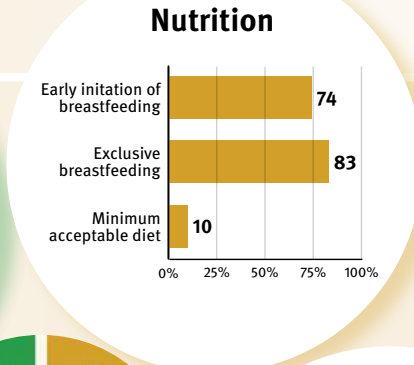
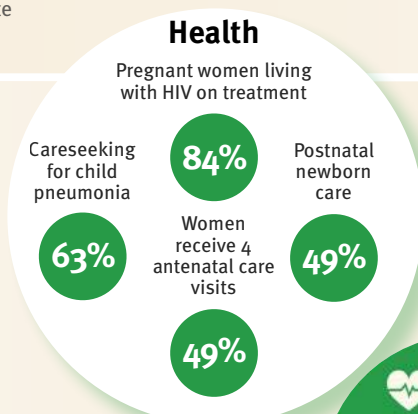
## Lifetime cost of growth deficit in early childhood



## Support and services for Early Childhood Development: Nurturing Care

Parents and caregivers need a facilitating environment of laws, policies, services and community support to assist them to provide their young children with nurturing care.

## Support and services for Early Childhood Development: Facilitating Environments



## Policies

✗	Paid maternity leave	✗	Paid paternity leave
✗	National minimum wage		
✗	Child and family social protection		
✓	International Code of Marketing of Breastmilk Substitutes		

## International Conventions

✓	Convention on the Rights of the Child
✓	Convention on the Rights of People with Disabilities
✓	CRC Sale of Children, Child Prostitution & Child Pornography
✓	Convention on Protection of Children and Cooperation in Respect of Intercountry Adoption





# Cambodia

*Countdown to 2030*

Women's, Children's & Adolescents' Health

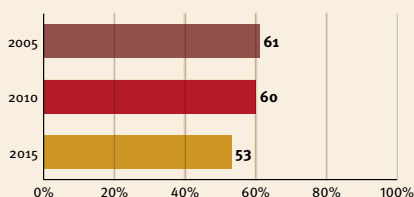
## Demographics

Population	15 762 000
Annual births	368 000
Children under 5	1 761 000 (11%)
Under 5 mortality	31/1 000

## Threats to Early Childhood Development

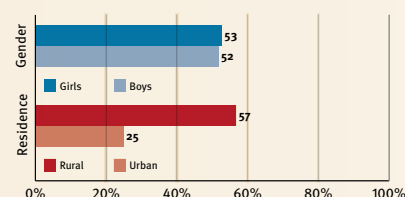
Maternal mortality	161/100 000	Young mothers (births by 18y)	7%
Low birthweight	11%	Preterm births	11%
Child poverty	no data	Under 5 stunting	32%
Harsh punishment	no data	Inadequate supervision	59%

## Young children at risk of poor development

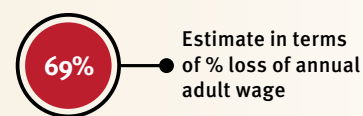


At risk in 2005, 2010 and 2015, using a composite indicator of under 5 stunting or poverty

## Risks by gender and residence



## Lifetime cost of growth deficit in early childhood

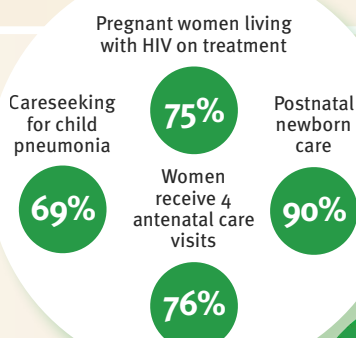


## Support and services for Early Childhood Development: Nurturing Care

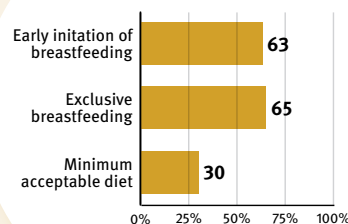
Parents and caregivers need a facilitating environment of laws, policies, services and community support to assist them to provide their young children with nurturing care.

## Support and services for Early Childhood Development: Facilitating Environments

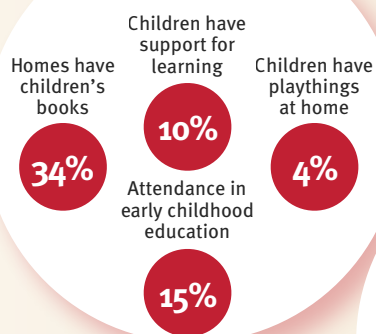
### Health



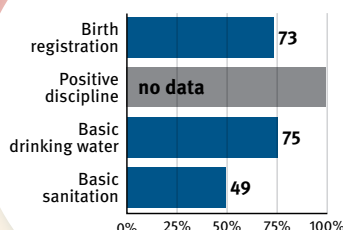
### Nutrition



### Early Learning



### Security and Safety



### Responsive Caregiving

Public information about ECD  
Parental mental health  
Parent support (groups, home visits)  
Quality child day care

?

Comparative country data urgently needed

### Policies

✗	Paid maternity leave	✓	Paid paternity leave
✗	National minimum wage		
✗	Child and family social protection		
✓	International Code of Marketing of Breastmilk Substitutes		

### International Conventions

✓	Convention on the Rights of the Child
✓	Convention on the Rights of People with Disabilities
✓	CRC Sale of Children, Child Prostitution & Child Pornography
✓	Convention on Protection of Children and Cooperation in Respect of Intercountry Adoption



# Cameroon

## Countdown to 2030

Women's, Children's & Adolescents' Health

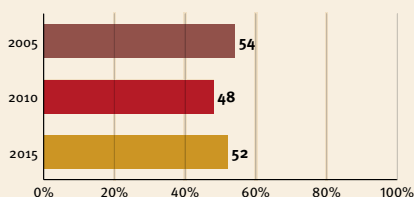
### Demographics

Population	23 439 000
Annual births	842 000
Children under 5	3 804 000 (16%)
Under 5 mortality	80/1 000

### Threats to Early Childhood Development

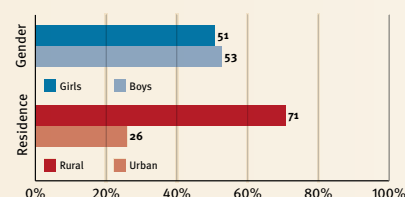
Maternal mortality	596/100 000	Young mothers (births by 18y)	28%
Low birthweight	11%	Preterm births	13%
Child poverty	34%	Under 5 stunting	32%
Harsh punishment	85%	Inadequate supervision	44%

### Young children at risk of poor development

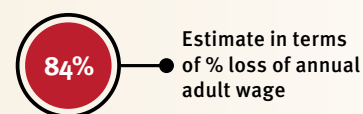


At risk in 2005, 2010 and 2015, using a composite indicator of under 5 stunting or poverty

### Risks by gender and residence



### Lifetime cost of growth deficit in early childhood

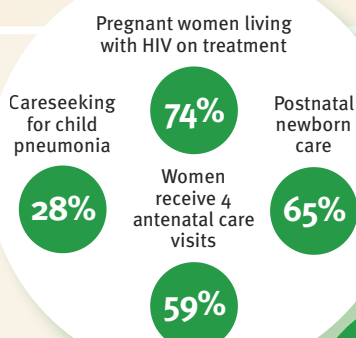


## Support and services for Early Childhood Development: Nurturing Care

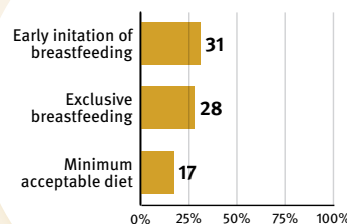
Parents and caregivers need a facilitating environment of laws, policies, services and community support to assist them to provide their young children with nurturing care.

## Support and services for Early Childhood Development: Facilitating Environments

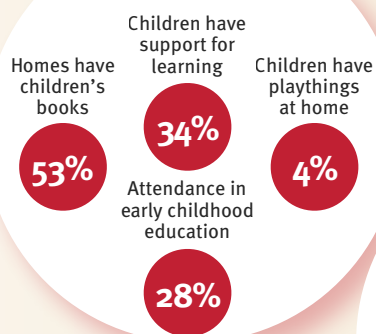
### Health



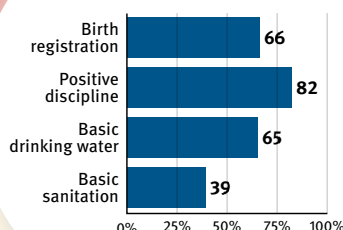
### Nutrition



### Early Learning



### Security and Safety



### Responsive Caregiving

Public information about ECD  
Parental mental health  
Parent support (groups, home visits)  
Quality child day care

?

Comparative country data urgently needed

### Policies

✓	Paid maternity leave	✗	Paid paternity leave
✓	National minimum wage		
✗	Child and family social protection		
✓	International Code of Marketing of Breastmilk Substitutes		

### International Conventions

✓	Convention on the Rights of the Child
✓	Convention on the Rights of People with Disabilities
✓	CRC Sale of Children, Child Prostitution & Child Pornography
✗	Convention on Protection of Children and Cooperation in Respect of Intercountry Adoption



# Central African Republic

*Countdown to 2030*

Women's, Children's & Adolescents' Health

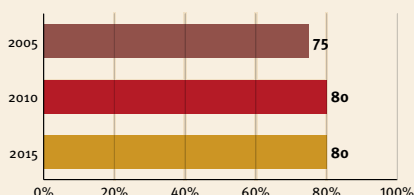
## Demographics

Population	4 595 000
Annual births	166 000
Children under 5	730 000 (16%)
Under 5 mortality	124/1 000

## Threats to Early Childhood Development

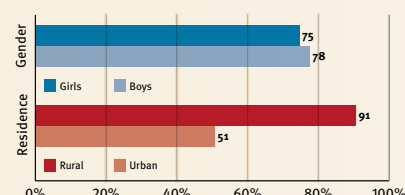
Maternal mortality	882/100 000	Young mothers (births by 18y)	45%
Low birthweight	14%	Preterm births	13%
Child poverty	64%	Under 5 stunting	41%
Harsh punishment	92%	Inadequate supervision	71%

## Young children at risk of poor development

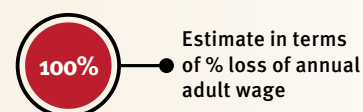


At risk in 2005, 2010 and 2015, using a composite indicator of under 5 stunting or poverty

## Risks by gender and residence



## Lifetime cost of growth deficit in early childhood

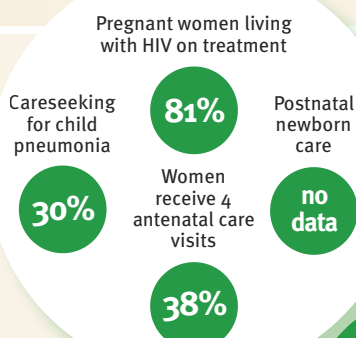


## Support and services for Early Childhood Development: Nurturing Care

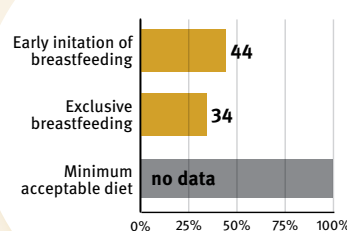
Parents and caregivers need a facilitating environment of laws, policies, services and community support to assist them to provide their young children with nurturing care.

## Support and services for Early Childhood Development: Facilitating Environments

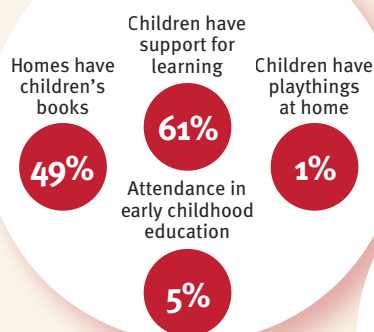
### Health



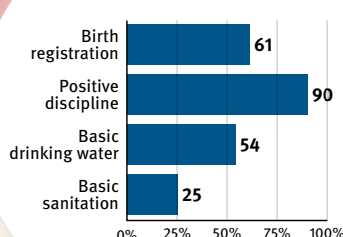
### Nutrition



### Early Learning



### Security and Safety



### Responsive Caregiving

Public information about ECD  
Parental mental health  
Parent support (groups, home visits)  
Quality child day care

?

Comparative country data urgently needed

### Policies

✗	Paid maternity leave	✗	Paid paternity leave
✗	National minimum wage		
✗	Child and family social protection		
no data	International Code of Marketing of Breastmilk Substitutes		

### International Conventions

✓	Convention on the Rights of the Child
✓	Convention on the Rights of People with Disabilities
✓	CRC Sale of Children, Child Prostitution & Child Pornography
✗	Convention on Protection of Children and Cooperation in Respect of Intercountry Adoption



# Chad

*Countdown to 2030*

Women's, Children's & Adolescents' Health

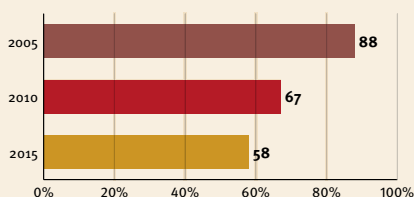
## Demographics

Population	14 453 000
Annual births	615 000
Children under 5	2 666 000 (18%)
Under 5 mortality	127/1 000

## Threats to Early Childhood Development

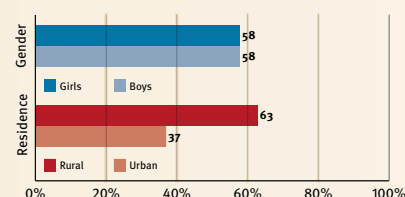
Maternal mortality	856/100 000	Young mothers (births by 18y)	51%
Low birthweight	20%	Preterm births	13%
Child poverty	48%	Under 5 stunting	40%
Harsh punishment	71%	Inadequate supervision	47%

## Young children at risk of poor development

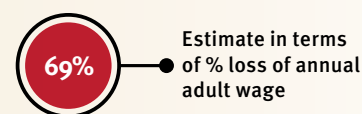


At risk in 2005, 2010 and 2015, using a composite indicator of under 5 stunting or poverty

## Risks by gender and residence



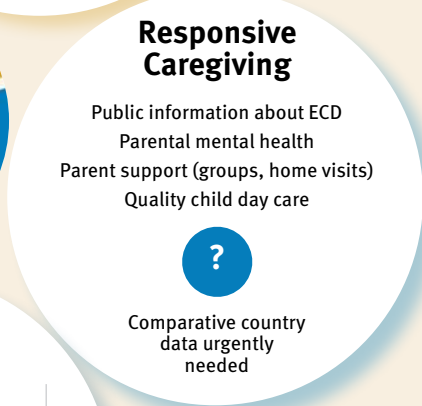
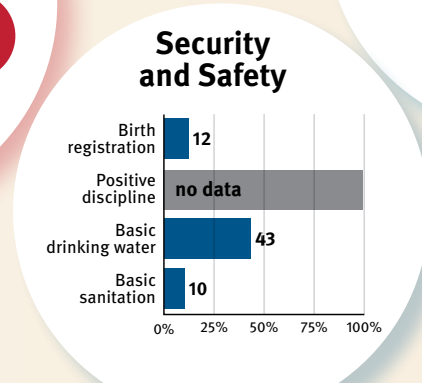
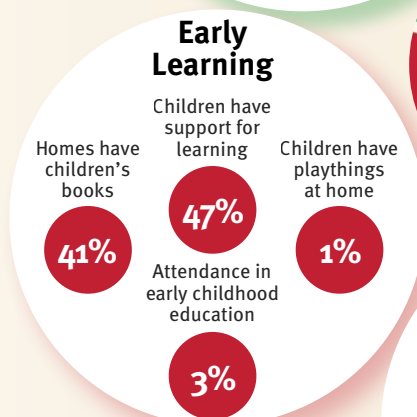
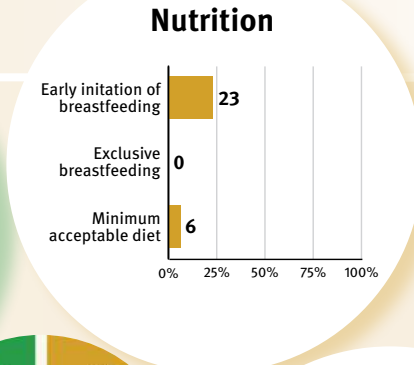
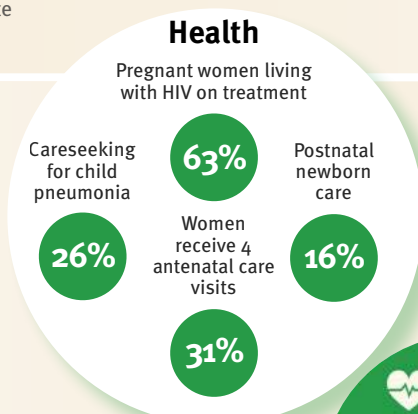
## Lifetime cost of growth deficit in early childhood



## Support and services for Early Childhood Development: Nurturing Care

Parents and caregivers need a facilitating environment of laws, policies, services and community support to assist them to provide their young children with nurturing care.

## Support and services for Early Childhood Development: Facilitating Environments



### Policies

✗	Paid maternity leave	✓	Paid paternity leave
✓	National minimum wage		
✗	Child and family social protection		
✗	International Code of Marketing of Breastmilk Substitutes		

### International Conventions

✓	Convention on the Rights of the Child
✓	Convention on the Rights of People with Disabilities
✓	CRC Sale of Children, Child Prostitution & Child Pornography
✗	Convention on Protection of Children and Cooperation in Respect of Intercountry Adoption



# China

*Countdown to 2030*

Women's, Children's & Adolescents' Health

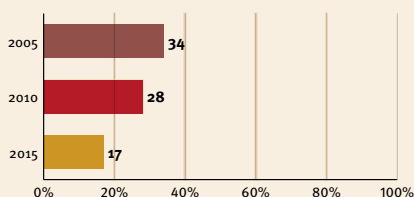
## Demographics

Population	1 403 500 000
Annual births	17 035 000
Children under 5	85 866 000 (6%)
Under 5 mortality	10/1 000

## Threats to Early Childhood Development

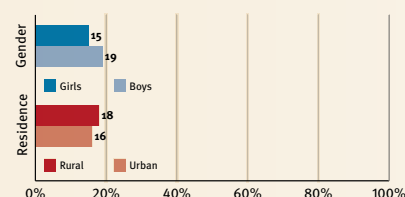
Maternal mortality	27/100 000	Young mothers (births by 18y)	no data
Low birthweight	no data	Preterm births	1%
Child poverty	3%	Under 5 stunting	13%
Harsh punishment	no data	Inadequate supervision	no data

## Young children at risk of poor development

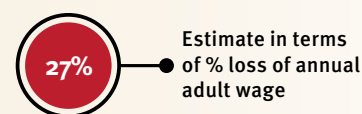


At risk in 2005, 2010 and 2015, using a composite indicator of under 5 stunting or poverty

## Risks by gender and residence



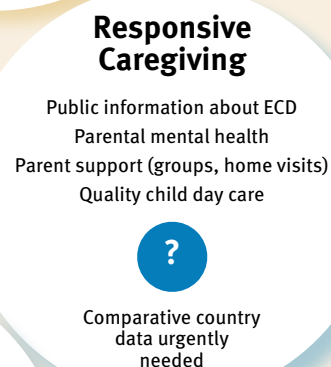
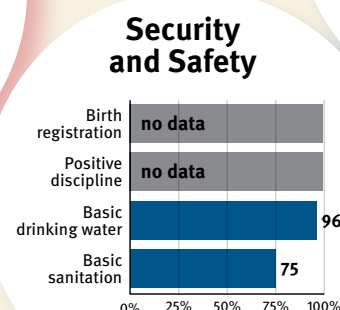
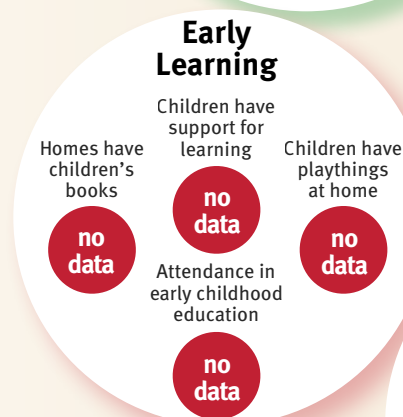
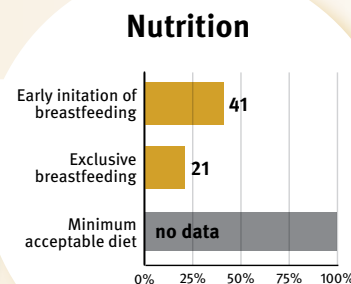
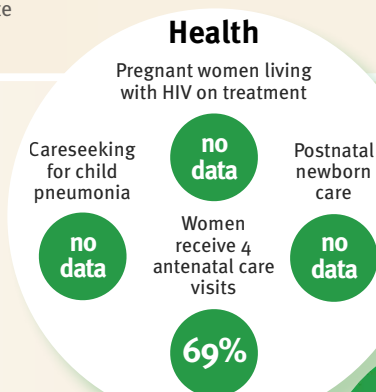
## Lifetime cost of growth deficit in early childhood



## Support and services for Early Childhood Development: Nurturing Care

Parents and caregivers need a facilitating environment of laws, policies, services and community support to assist them to provide their young children with nurturing care.

## Support and services for Early Childhood Development: Facilitating Environments



### Policies

✓	Paid maternity leave	✗	Paid paternity leave
✓	National minimum wage		
✓	Child and family social protection		
✓	International Code of Marketing of Breastmilk Substitutes		

### International Conventions

✓	Convention on the Rights of the Child
✓	Convention on the Rights of People with Disabilities
✓	CRC Sale of Children, Child Prostitution & Child Pornography
✓	Convention on Protection of Children and Cooperation in Respect of Intercountry Adoption





# Colombia

*Countdown to 2030*

Women's, Children's & Adolescents' Health

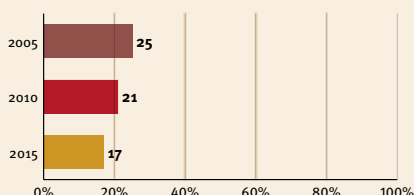
## Demographics

Population	48 653 000
Annual births	746 000
Children under 5	3 712 000 (8%)
Under 5 mortality	15/1 000

## Threats to Early Childhood Development

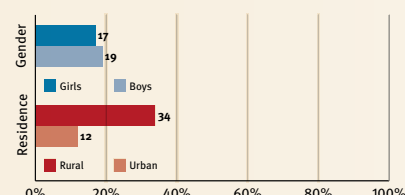
Maternal mortality	64/100 000	Young mothers (births by 18y)	20%
Low birthweight	10%	Preterm births	9%
Child poverty	7%	Under 5 stunting	14%
Harsh punishment	no data	Inadequate supervision	no data

## Young children at risk of poor development

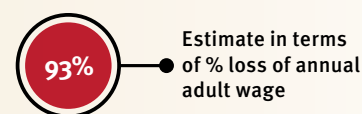


At risk in 2005, 2010 and 2015, using a composite indicator of under 5 stunting or poverty

## Risks by gender and residence



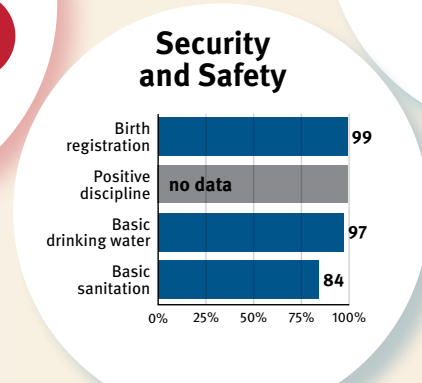
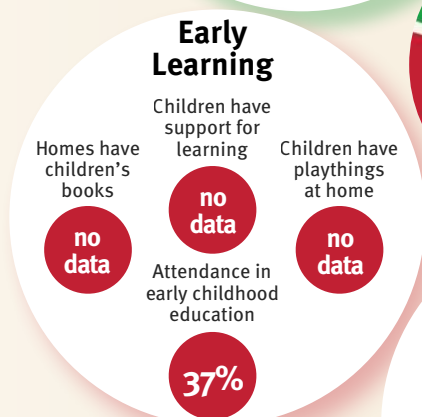
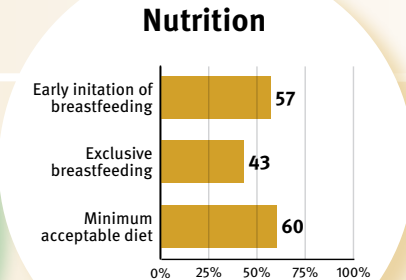
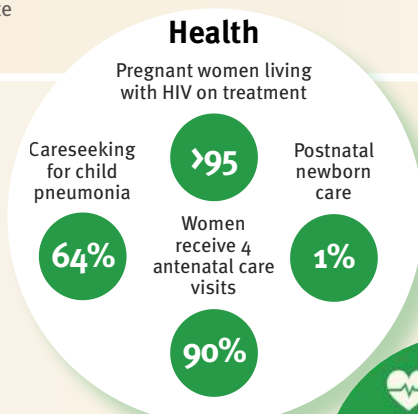
## Lifetime cost of growth deficit in early childhood



## Support and services for Early Childhood Development: Nurturing Care

Parents and caregivers need a facilitating environment of laws, policies, services and community support to assist them to provide their young children with nurturing care.

## Support and services for Early Childhood Development: Facilitating Environments



### Policies

✗	Paid maternity leave	✓	Paid paternity leave
✓	National minimum wage		
✓	Child and family social protection		
✓	International Code of Marketing of Breastmilk Substitutes		

### International Conventions

✓	Convention on the Rights of the Child
✓	Convention on the Rights of People with Disabilities
✓	CRC Sale of Children, Child Prostitution & Child Pornography
✓	Convention on Protection of Children and Cooperation in Respect of Intercountry Adoption



# Comoros

## Countdown to 2030

Women's, Children's & Adolescents' Health

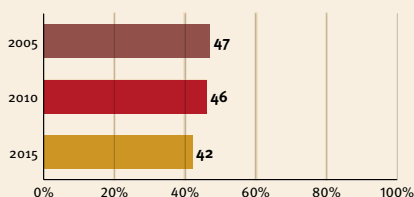
### Demographics

Population	796 000
Annual births	26 000
Children under 5	119 000 (15%)
Under 5 mortality	73/1 000

### Threats to Early Childhood Development

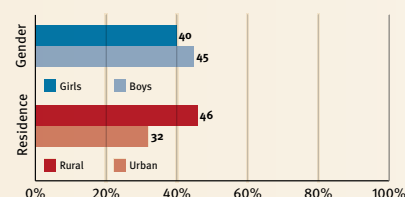
Maternal mortality	335/100 000	Young mothers (births by 18y)	17%
Low birthweight	25%	Preterm births	17%
Child poverty	20%	Under 5 stunting	30%
Harsh punishment	no data	Inadequate supervision	no data

### Young children at risk of poor development

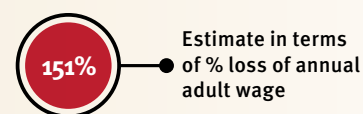


At risk in 2005, 2010 and 2015, using a composite indicator of under 5 stunting or poverty

### Risks by gender and residence



### Lifetime cost of growth deficit in early childhood

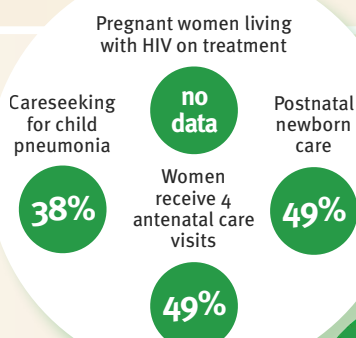


## Support and services for Early Childhood Development: Nurturing Care

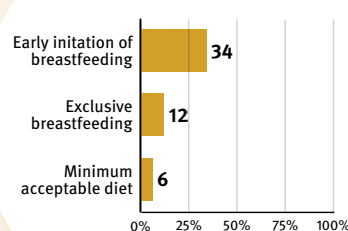
Parents and caregivers need a facilitating environment of laws, policies, services and community support to assist them to provide their young children with nurturing care.

## Support and services for Early Childhood Development: Facilitating Environments

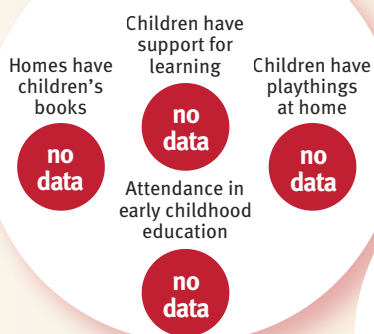
### Health



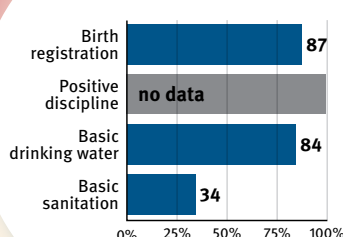
### Nutrition



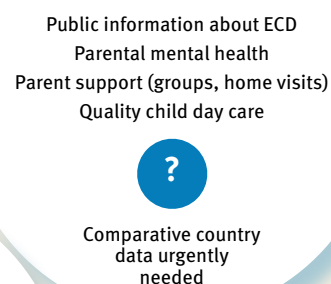
### Early Learning



### Security and Safety



### Responsive Caregiving



### Policies

✓	Paid maternity leave	✗	Paid paternity leave
✓	National minimum wage		
no data	Child and family social protection		
✓	International Code of Marketing of Breastmilk Substitutes		

### International Conventions

✓	Convention on the Rights of the Child
✓	Convention on the Rights of People with Disabilities
✓	CRC Sale of Children, Child Prostitution & Child Pornography
✗	Convention on Protection of Children and Cooperation in Respect of Intercountry Adoption



# Congo, Rep.

## Countdown to 2030

Women's, Children's & Adolescents' Health

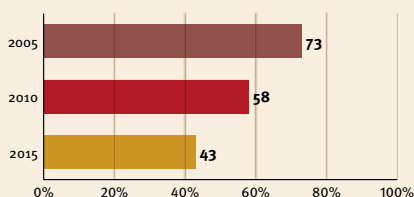
### Demographics

Population	5 126 000
Annual births	176 000
Children under 5	824 000 (16%)
Under 5 mortality	54/1 000

### Threats to Early Childhood Development

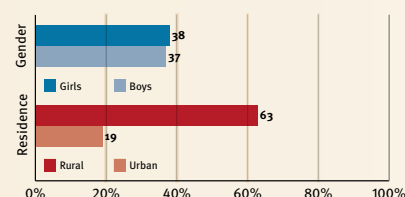
Maternal mortality	442/100 000	Young mothers (births by 18y)	26%
Low birthweight	13%	Preterm births	17%
Child poverty	20%	Under 5 stunting	21%
Harsh punishment	83%	Inadequate supervision	59%

### Young children at risk of poor development

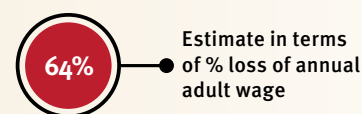


At risk in 2005, 2010 and 2015, using a composite indicator of under 5 stunting or poverty

### Risks by gender and residence



### Lifetime cost of growth deficit in early childhood

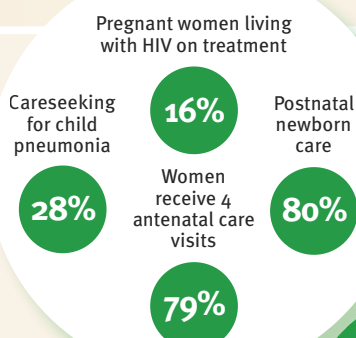


## Support and services for Early Childhood Development: Nurturing Care

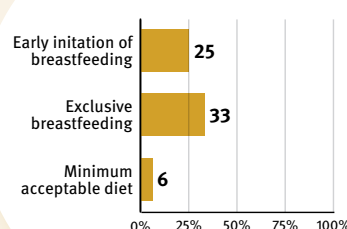
Parents and caregivers need a facilitating environment of laws, policies, services and community support to assist them to provide their young children with nurturing care.

## Support and services for Early Childhood Development: Facilitating Environments

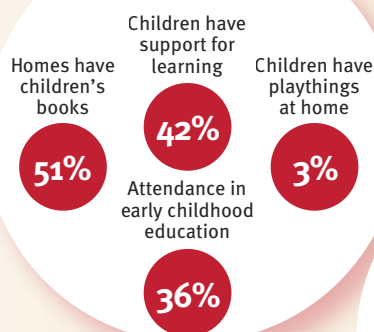
### Health



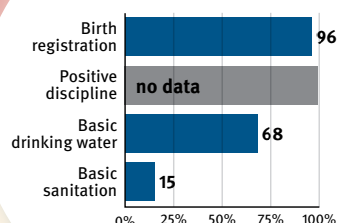
### Nutrition



### Early Learning



### Security and Safety



### Responsive Caregiving

Public information about ECD  
Parental mental health  
Parent support (groups, home visits)  
Quality child day care

?

Comparative country data urgently needed

### Policies

✓	Paid maternity leave	no data	Paid paternity leave
✓	National minimum wage		
✗	Child and family social protection		
✗	International Code of Marketing of Breastmilk Substitutes		

### International Conventions

✓	Convention on the Rights of the Child
✓	Convention on the Rights of People with Disabilities
✓	CRC Sale of Children, Child Prostitution & Child Pornography
✗	Convention on Protection of Children and Cooperation in Respect of Intercountry Adoption





# Cote d'Ivoire

**Countdown to 2030**

Women's, Children's & Adolescents' Health

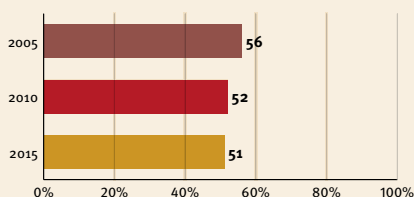
## Demographics

Population	23 696 000
Annual births	858 000
Children under 5	3 861 000 (16%)
Under 5 mortality	92/1 000

## Threats to Early Childhood Development

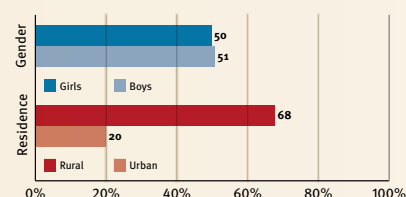
Maternal mortality	645/100 000	Young mothers (births by 18y)	31%
Low birthweight	17%	Preterm births	14%
Child poverty	33%	Under 5 stunting	30%
Harsh punishment	91%	Inadequate supervision	50%

## Young children at risk of poor development

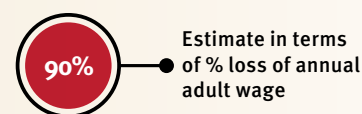


At risk in 2005, 2010 and 2015, using a composite indicator of under 5 stunting or poverty

## Risks by gender and residence



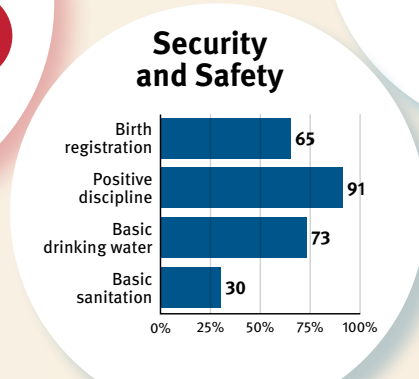
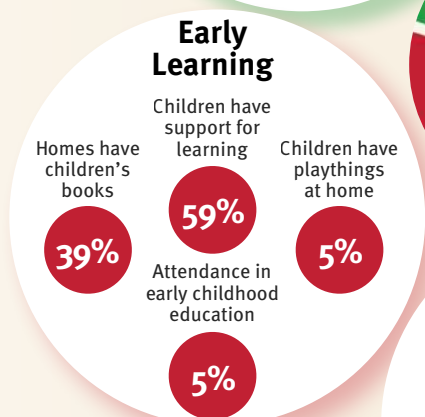
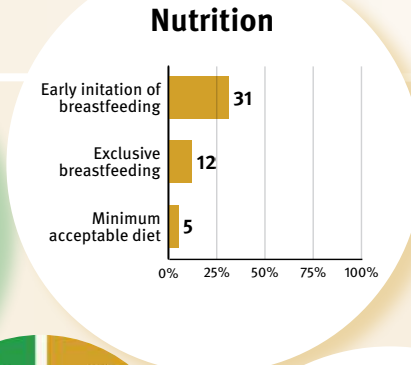
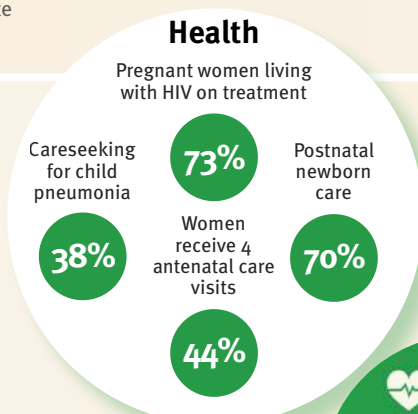
## Lifetime cost of growth deficit in early childhood



## Support and services for Early Childhood Development: Nurturing Care

Parents and caregivers need a facilitating environment of laws, policies, services and community support to assist them to provide their young children with nurturing care.

## Support and services for Early Childhood Development: Facilitating Environments



## Policies

✓	Paid maternity leave	✗	Paid paternity leave
✓	National minimum wage		
✗	Child and family social protection		
✓	International Code of Marketing of Breastmilk Substitutes		

## International Conventions

✓	Convention on the Rights of the Child
✓	Convention on the Rights of People with Disabilities
✓	CRC Sale of Children, Child Prostitution & Child Pornography
✓	Convention on Protection of Children and Cooperation in Respect of Intercountry Adoption



# Democratic Republic of the Congo

*Countdown to 2030*

Women's, Children's & Adolescents' Health

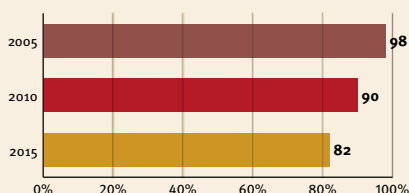
## Demographics

Population	78 736 000
Annual births	3 269 000
Children under 5	14 494 000 (18%)
Under 5 mortality	94/1 000

## Threats to Early Childhood Development

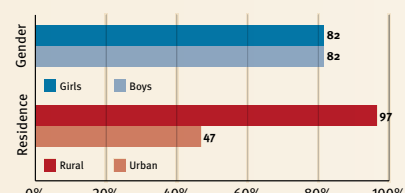
Maternal mortality	693/100 000	Young mothers (births by 18y)	27%
Low birthweight	10%	Preterm births	12%
Child poverty	75%	Under 5 stunting	43%
Harsh punishment	82%	Inadequate supervision	52%

## Young children at risk of poor development

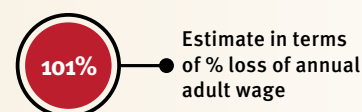


At risk in 2005, 2010 and 2015, using a composite indicator of under 5 stunting or poverty

## Risks by gender and residence



## Lifetime cost of growth deficit in early childhood

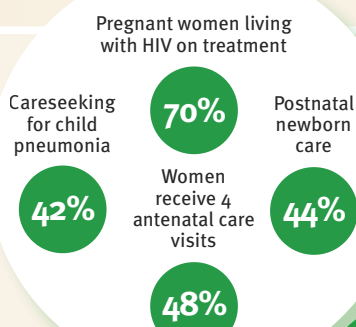


## Support and services for Early Childhood Development: Nurturing Care

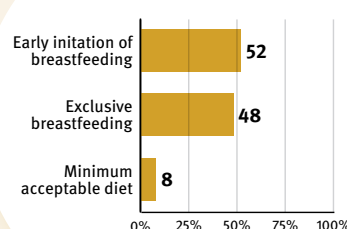
Parents and caregivers need a facilitating environment of laws, policies, services and community support to assist them to provide their young children with nurturing care.

## Support and services for Early Childhood Development: Facilitating Environments

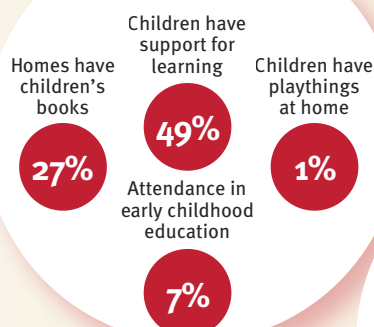
### Health



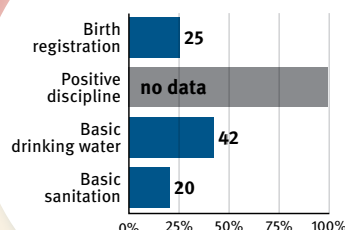
### Nutrition



### Early Learning



### Security and Safety



### Responsive Caregiving

Public information about ECD  
Parental mental health  
Parent support (groups, home visits)  
Quality child day care

?

Comparative country data urgently needed

### Policies

✓	Paid maternity leave	✓	Paid paternity leave
✓	National minimum wage		
no data	Child and family social protection		
✓	International Code of Marketing of Breastmilk Substitutes		

### International Conventions

✓	Convention on the Rights of the Child
✓	Convention on the Rights of People with Disabilities
✓	CRC Sale of Children, Child Prostitution & Child Pornography
✗	Convention on Protection of Children and Cooperation in Respect of Intercountry Adoption



# Djibouti

**Countdown to 2030**

Women's, Children's & Adolescents' Health

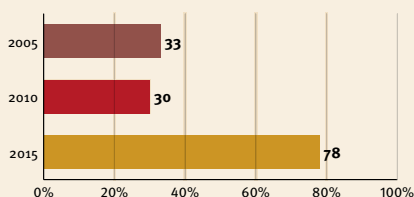
## Demographics

Population	942 000
Annual births	22 000
Children under 5	102 000 (11%)
Under 5 mortality	64/1 000

## Threats to Early Childhood Development

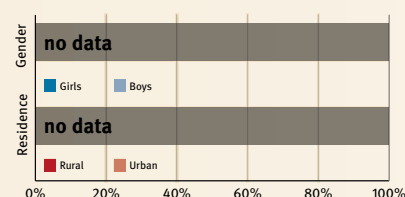
Maternal mortality	229/100 000	Young mothers (births by 18y)	no data
Low birthweight	10%	Preterm births	12%
Child poverty	no data	Under 5 stunting	34%
Harsh punishment	72%	Inadequate supervision	37%

## Young children at risk of poor development

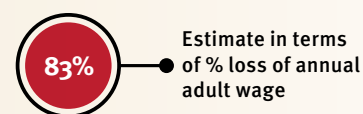


At risk in 2005, 2010 and 2015, using a composite indicator of under 5 stunting or poverty

## Risks by gender and residence



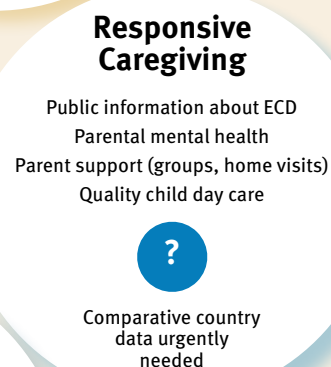
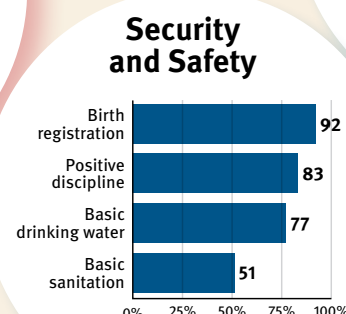
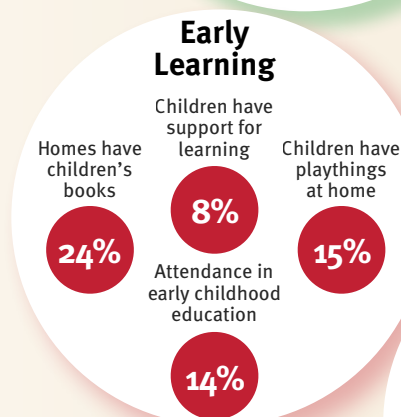
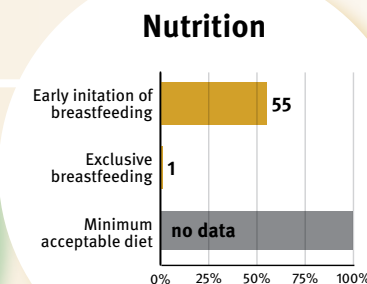
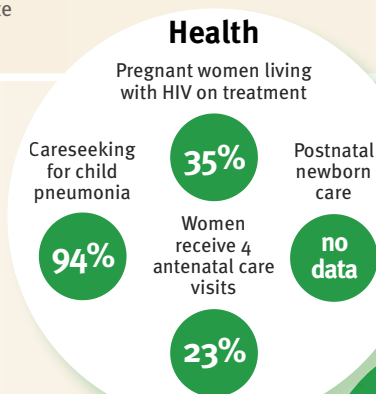
## Lifetime cost of growth deficit in early childhood



## Support and services for Early Childhood Development: Nurturing Care

Parents and caregivers need a facilitating environment of laws, policies, services and community support to assist them to provide their young children with nurturing care.

## Support and services for Early Childhood Development: Facilitating Environments



### Policies

✓	Paid maternity leave	✓	Paid paternity leave
✗	National minimum wage		
✗	Child and family social protection		
✓	International Code of Marketing of Breastmilk Substitutes		

### International Conventions

✓	Convention on the Rights of the Child
✓	Convention on the Rights of People with Disabilities
✓	CRC Sale of Children, Child Prostitution & Child Pornography
✗	Convention on Protection of Children and Cooperation in Respect of Intercountry Adoption



# Dominican Republic

*Countdown to 2030*

Women's, Children's & Adolescents' Health

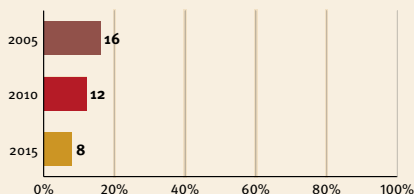
## Demographics

Population	10 649 000
Annual births	216 000
Children under 5	1 060 000 (10%)
Under 5 mortality	31/1 000

## Threats to Early Childhood Development

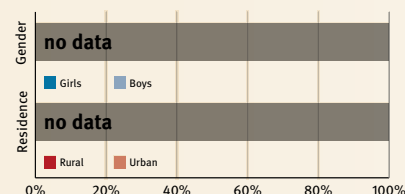
Maternal mortality	92/100 000	Young mothers (births by 18y)	21%
Low birthweight	11%	Preterm births	11%
Child poverty	2%	Under 5 stunting	7%
Harsh punishment	63%	Inadequate supervision	58%

## Young children at risk of poor development

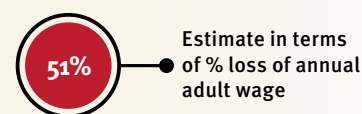


At risk in 2005, 2010 and 2015, using a composite indicator of under 5 stunting or poverty

## Risks by gender and residence



## Lifetime cost of growth deficit in early childhood

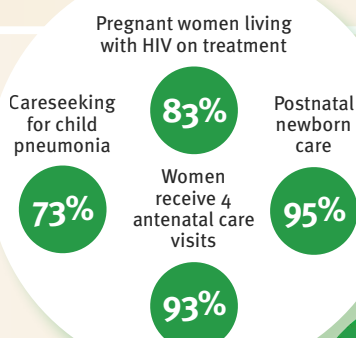


## Support and services for Early Childhood Development: Nurturing Care

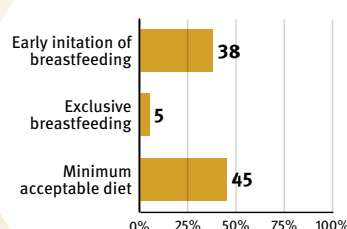
Parents and caregivers need a facilitating environment of laws, policies, services and community support to assist them to provide their young children with nurturing care.

## Support and services for Early Childhood Development: Facilitating Environments

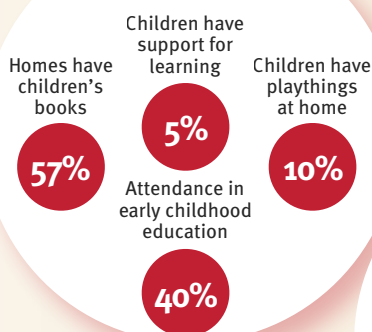
### Health



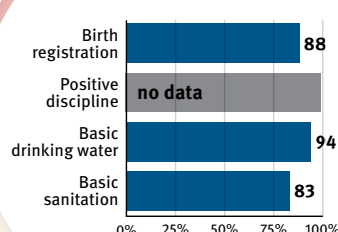
### Nutrition



### Early Learning



### Security and Safety



### Responsive Caregiving

Public information about ECD  
Parental mental health  
Parent support (groups, home visits)  
Quality child day care

?

Comparative country data urgently needed

## Policies

✗	Paid maternity leave	✓	Paid paternity leave
✓	National minimum wage		
✓	Child and family social protection		
✓	International Code of Marketing of Breastmilk Substitutes		

## International Conventions

✓	Convention on the Rights of the Child
✓	Convention on the Rights of People with Disabilities
✓	CRC Sale of Children, Child Prostitution & Child Pornography
✓	Convention on Protection of Children and Cooperation in Respect of Intercountry Adoption



# Egypt

**Countdown to 2030**

Women's, Children's & Adolescents' Health

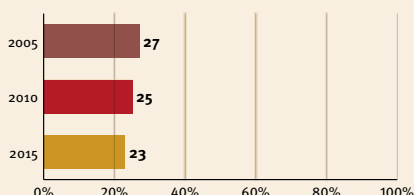
## Demographics

Population	95 689 000
Annual births	2 541 000
Children under 5	12 876 000 (13%)
Under 5 mortality	23/1 000

## Threats to Early Childhood Development

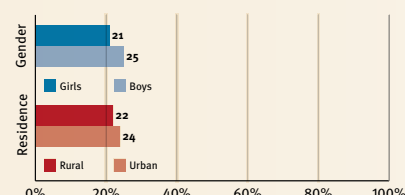
Maternal mortality	33/100 000	Young mothers (births by 18y)	7%
Low birthweight	13%	Preterm births	7%
Child poverty	1%	Under 5 stunting	22%
Harsh punishment	93%	Inadequate supervision	no data

## Young children at risk of poor development

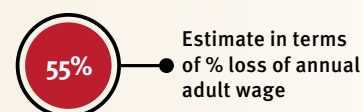


At risk in 2005, 2010 and 2015, using a composite indicator of under 5 stunting or poverty

## Risks by gender and residence



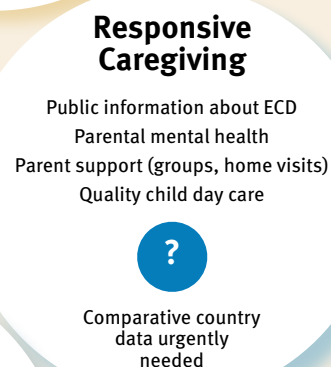
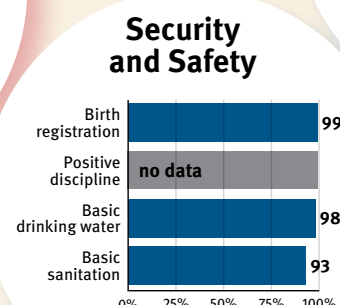
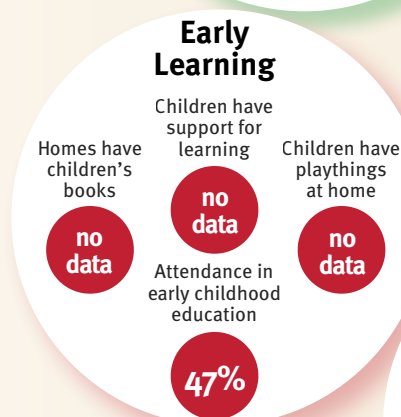
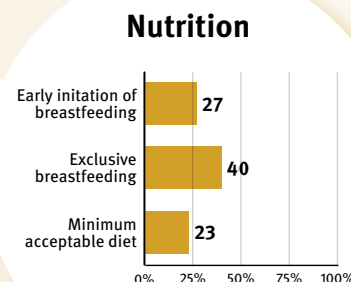
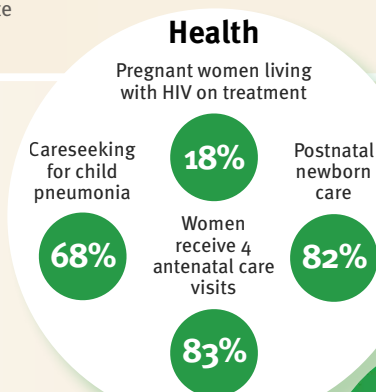
## Lifetime cost of growth deficit in early childhood



## Support and services for Early Childhood Development: Nurturing Care

Parents and caregivers need a facilitating environment of laws, policies, services and community support to assist them to provide their young children with nurturing care.

## Support and services for Early Childhood Development: Facilitating Environments



### Policies

✓	Paid maternity leave	✗	Paid paternity leave
✓	National minimum wage		
✗	Child and family social protection		
✓	International Code of Marketing of Breastmilk Substitutes		

### International Conventions

✓	Convention on the Rights of the Child
✓	Convention on the Rights of People with Disabilities
✓	CRC Sale of Children, Child Prostitution & Child Pornography
✗	Convention on Protection of Children and Cooperation in Respect of Intercountry Adoption





# Eritrea

**Countdown to 2030**

Women's, Children's & Adolescents' Health

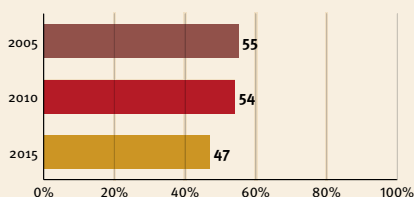
## Demographics

Population	4 955 000
Annual births	160 000
Children under 5	744 000 (15%)
Under 5 mortality	45/1 000

## Threats to Early Childhood Development

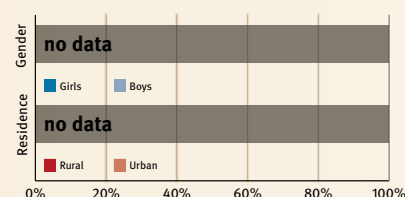
Maternal mortality	501/100 000	Young mothers (births by 18y)	19%
Low birthweight	14%	Preterm births	12%
Child poverty	no data	Under 5 stunting	43%
Harsh punishment	no data	Inadequate supervision	no data

## Young children at risk of poor development

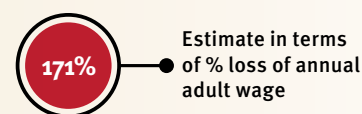


At risk in 2005, 2010 and 2015, using a composite indicator of under 5 stunting or poverty

## Risks by gender and residence



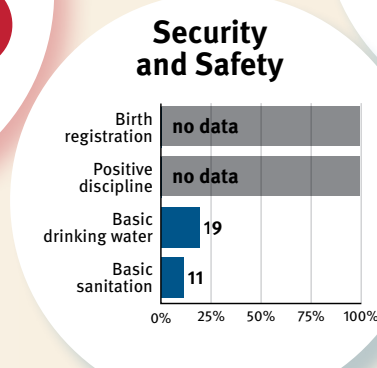
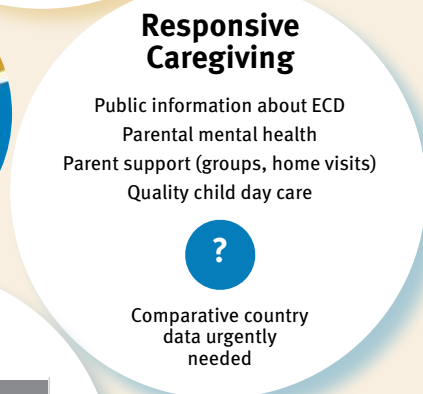
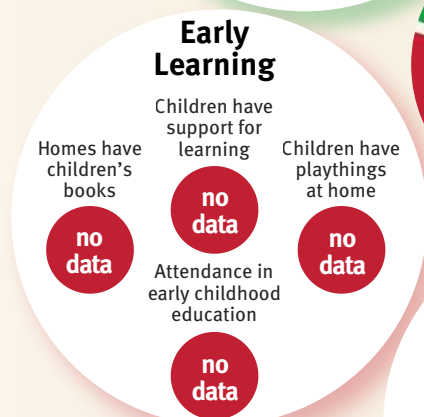
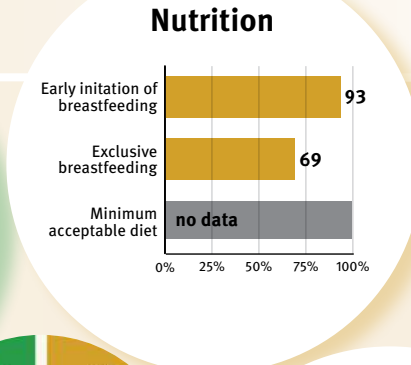
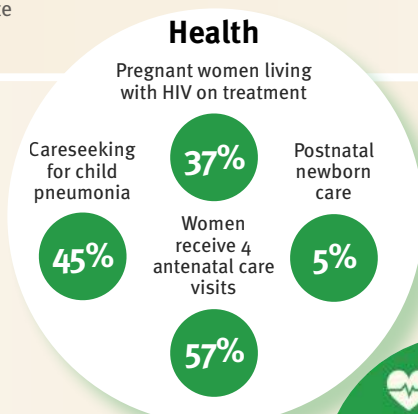
## Lifetime cost of growth deficit in early childhood



## Support and services for Early Childhood Development: Nurturing Care

Parents and caregivers need a facilitating environment of laws, policies, services and community support to assist them to provide their young children with nurturing care.

## Support and services for Early Childhood Development: Facilitating Environments



## Policies

✗	Paid maternity leave	✗	Paid paternity leave
✗	National minimum wage		
no data	Child and family social protection		
✗	International Code of Marketing of Breastmilk Substitutes		

## International Conventions

✓	Convention on the Rights of the Child
✓	Convention on the Rights of People with Disabilities
✗	CRC Sale of Children, Child Prostitution & Child Pornography
✗	Convention on Protection of Children and Cooperation in Respect of Intercountry Adoption



# Ethiopia

*Countdown to 2030*

Women's, Children's & Adolescents' Health

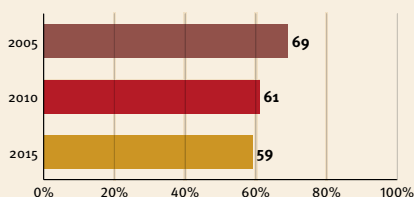
## Demographics

Population	102 403 000
Annual births	3 230 000
Children under 5	15 177 000 (15%)
Under 5 mortality	58/1 000

## Threats to Early Childhood Development

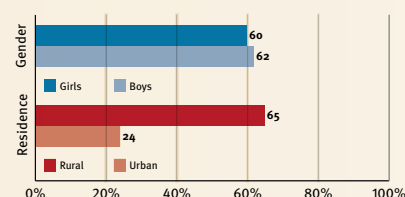
Maternal mortality	353/100 000	Young mothers (births by 18y)	22%
Low birthweight	20%	Preterm births	10%
Child poverty	33%	Under 5 stunting	40%
Harsh punishment	no data	Inadequate supervision	no data

## Young children at risk of poor development

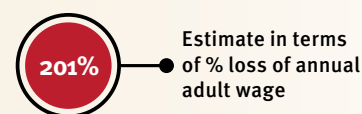


At risk in 2005, 2010 and 2015, using a composite indicator of under 5 stunting or poverty

## Risks by gender and residence



## Lifetime cost of growth deficit in early childhood

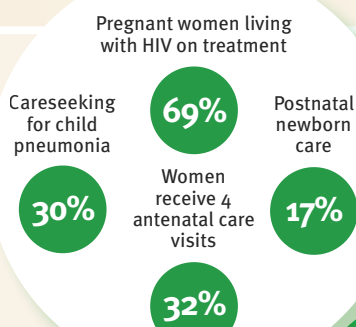


## Support and services for Early Childhood Development: Nurturing Care

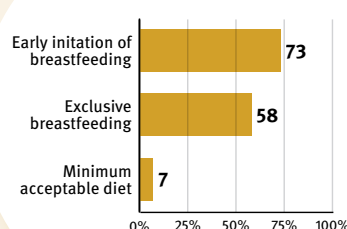
Parents and caregivers need a facilitating environment of laws, policies, services and community support to assist them to provide their young children with nurturing care.

## Support and services for Early Childhood Development: Facilitating Environments

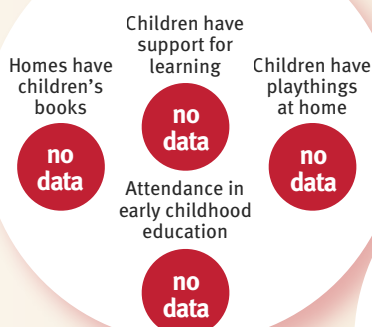
### Health



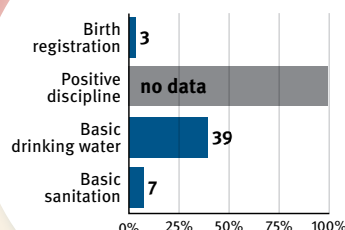
### Nutrition



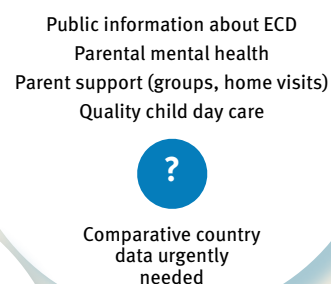
### Early Learning



### Security and Safety



### Responsive Caregiving



### Policies

✗ Paid maternity leave	✗ Paid paternity leave
✗ National minimum wage	
✗ Child and family social protection	
✗ International Code of Marketing of Breastmilk Substitutes	

### International Conventions

✓ Convention on the Rights of the Child
✓ Convention on the Rights of People with Disabilities
✓ CRC Sale of Children, Child Prostitution & Child Pornography
✗ Convention on Protection of Children and Cooperation in Respect of Intercountry Adoption

# Gabon

*Countdown to 2030*

Women's, Children's & Adolescents' Health

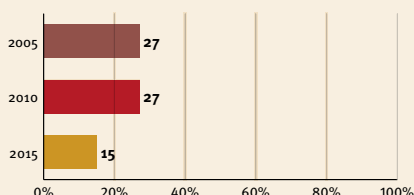
## Demographics

Population	1 980 000
Annual births	58 000
Children under 5	274 000 (14%)
Under 5 mortality	47/1 000

## Threats to Early Childhood Development

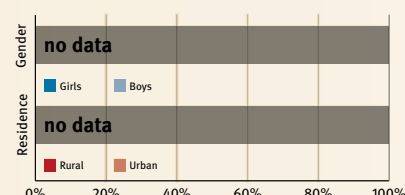
Maternal mortality	291/100 000	Young mothers (births by 18y)	28%
Low birthweight	14%	Preterm births	16%
Child poverty	2%	Under 5 stunting	16%
Harsh punishment	no data	Inadequate supervision	no data

## Young children at risk of poor development

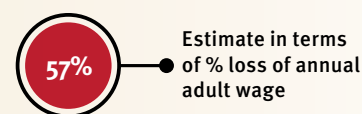


At risk in 2005, 2010 and 2015, using a composite indicator of under 5 stunting or poverty

## Risks by gender and residence



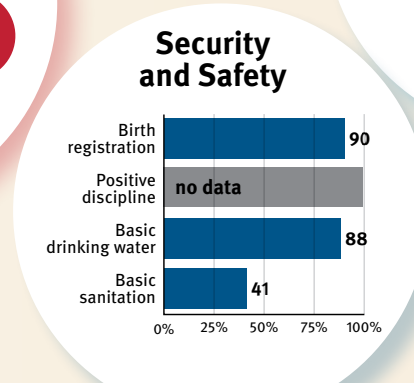
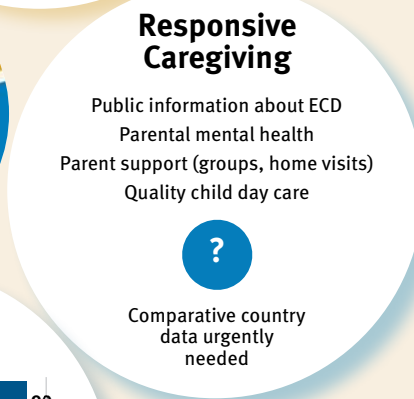
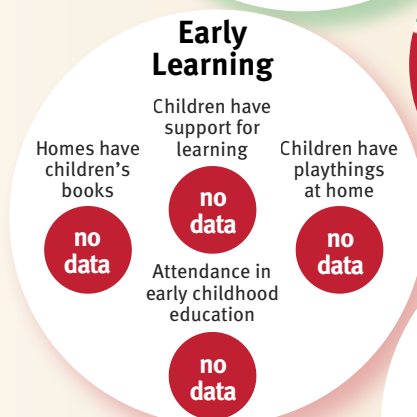
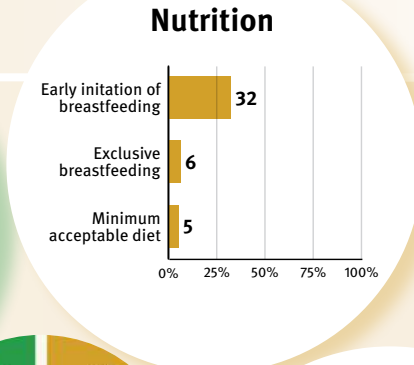
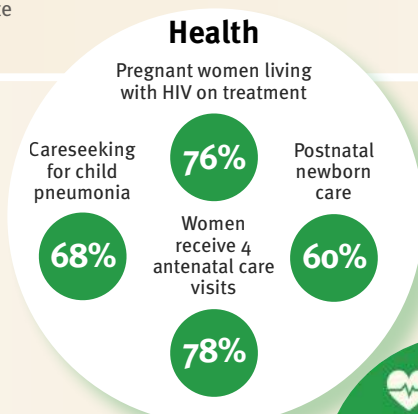
## Lifetime cost of growth deficit in early childhood



## Support and services for Early Childhood Development: Nurturing Care

Parents and caregivers need a facilitating environment of laws, policies, services and community support to assist them to provide their young children with nurturing care.

## Support and services for Early Childhood Development: Facilitating Environments



## Policies

✓	Paid maternity leave	✗	Paid paternity leave
✓	National minimum wage		
✗	Child and family social protection		
✓	International Code of Marketing of Breastmilk Substitutes		

## International Conventions

✓	Convention on the Rights of the Child
✓	Convention on the Rights of People with Disabilities
✓	CRC Sale of Children, Child Prostitution & Child Pornography
✗	Convention on Protection of Children and Cooperation in Respect of Intercountry Adoption





# Gambia

*Countdown to 2030*

Women's, Children's & Adolescents' Health

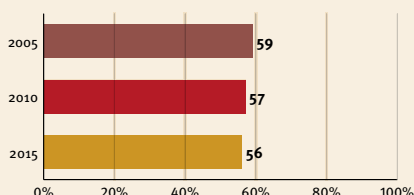
## Demographics

Population	2 039 000
Annual births	79 000
Children under 5	360 000 (18%)
Under 5 mortality	65/1 000

## Threats to Early Childhood Development

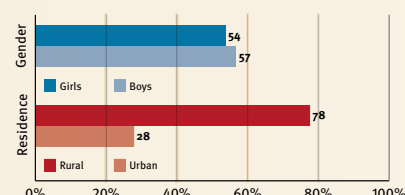
Maternal mortality	706/100 000	Young mothers (births by 18y)	19%
Low birthweight	10%	Preterm births	14%
Child poverty	49%	Under 5 stunting	24%
Harsh punishment	90%	Inadequate supervision	48%

## Young children at risk of poor development

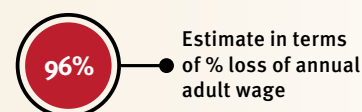


At risk in 2005, 2010 and 2015, using a composite indicator of under 5 stunting or poverty

## Risks by gender and residence



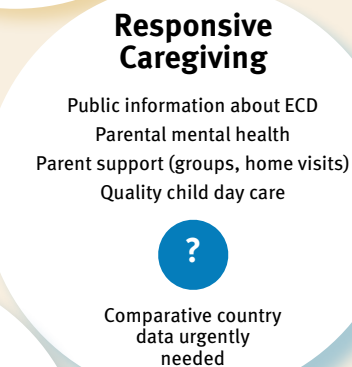
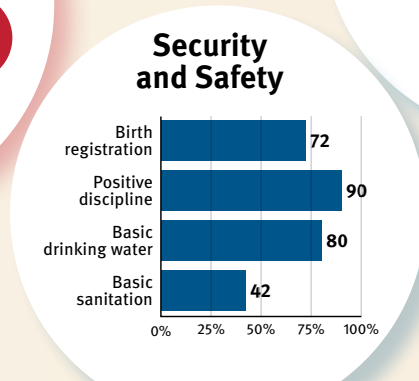
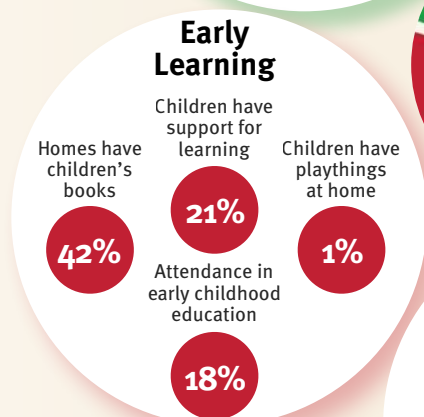
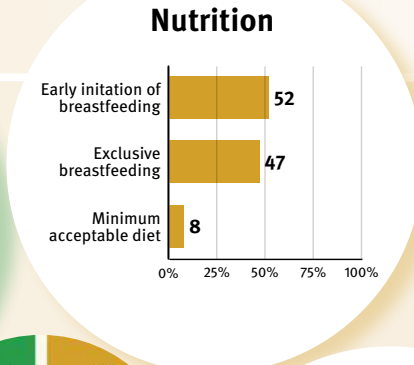
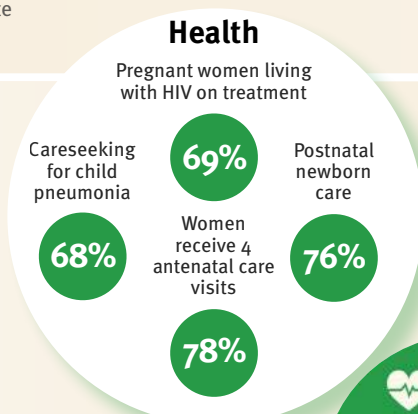
## Lifetime cost of growth deficit in early childhood



## Support and services for Early Childhood Development: Nurturing Care

Parents and caregivers need a facilitating environment of laws, policies, services and community support to assist them to provide their young children with nurturing care.

## Support and services for Early Childhood Development: Facilitating Environments



### Policies

✓	Paid maternity leave	✓	Paid paternity leave
✗	National minimum wage		
✗	Child and family social protection		
✓	International Code of Marketing of Breastmilk Substitutes		

### International Conventions

✓	Convention on the Rights of the Child
✓	Convention on the Rights of People with Disabilities
✓	CRC Sale of Children, Child Prostitution & Child Pornography
✗	Convention on Protection of Children and Cooperation in Respect of Intercountry Adoption

# Ghana

*Countdown to 2030*

Women's, Children's & Adolescents' Health

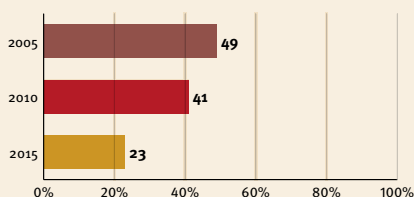
## Demographics

Population	28 207 000
Annual births	870 000
Children under 5	4 085 000 (14%)
Under 5 mortality	59/1 000

## Threats to Early Childhood Development

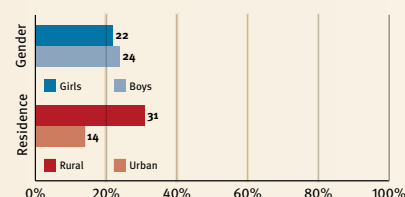
Maternal mortality	319/100 000	Young mothers (births by 18y)	17%
Low birthweight	11%	Preterm births	1%
Child poverty	6%	Under 5 stunting	18%
Harsh punishment	94%	Inadequate supervision	40%

## Young children at risk of poor development

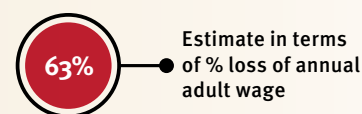


At risk in 2005, 2010 and 2015, using a composite indicator of under 5 stunting or poverty

## Risks by gender and residence



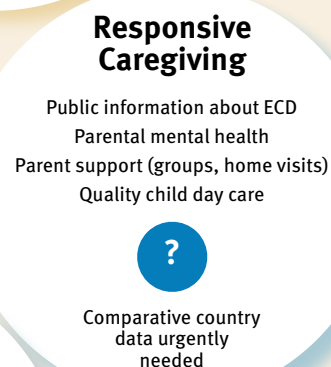
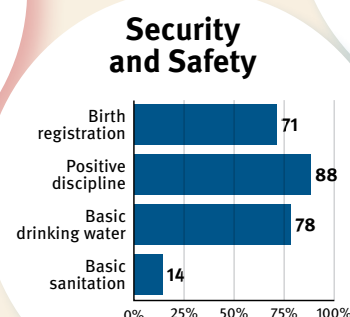
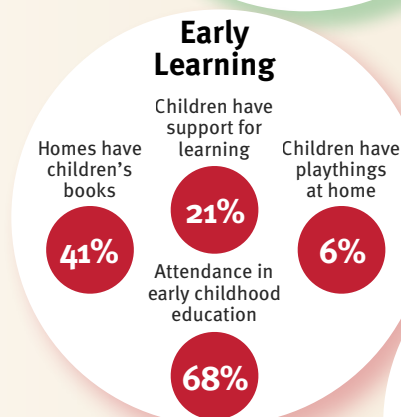
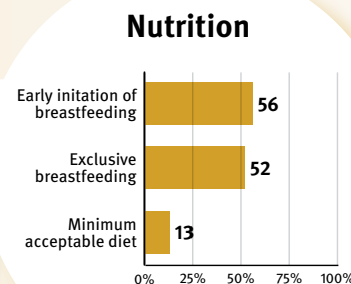
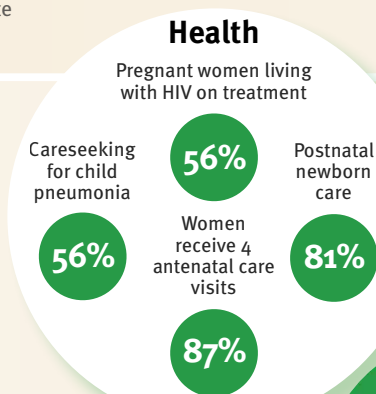
## Lifetime cost of growth deficit in early childhood



## Support and services for Early Childhood Development: Nurturing Care

Parents and caregivers need a facilitating environment of laws, policies, services and community support to assist them to provide their young children with nurturing care.

## Support and services for Early Childhood Development: Facilitating Environments



### Policies

✗	Paid maternity leave	✗	Paid paternity leave
✓	National minimum wage		
✗	Child and family social protection		
✓	International Code of Marketing of Breastmilk Substitutes		

### International Conventions

✓	Convention on the Rights of the Child
✓	Convention on the Rights of People with Disabilities
✓	CRC Sale of Children, Child Prostitution & Child Pornography
✓	Convention on Protection of Children and Cooperation in Respect of Intercountry Adoption



# Guatemala

*Countdown to 2030*

Women's, Children's & Adolescents' Health

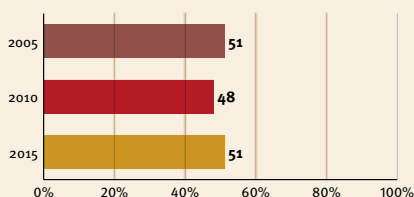
## Demographics

Population	16 582 000
Annual births	417 000
Children under 5	2 023 000 (12%)
Under 5 mortality	29/1 000

## Threats to Early Childhood Development

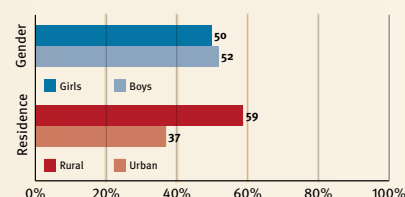
Maternal mortality	88/100 000	Young mothers (births by 18y)	20%
Low birthweight	11%	Preterm births	8%
Child poverty	14%	Under 5 stunting	47%
Harsh punishment	no data	Inadequate supervision	no data

## Young children at risk of poor development

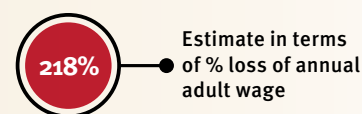


At risk in 2005, 2010 and 2015, using a composite indicator of under 5 stunting or poverty

## Risks by gender and residence



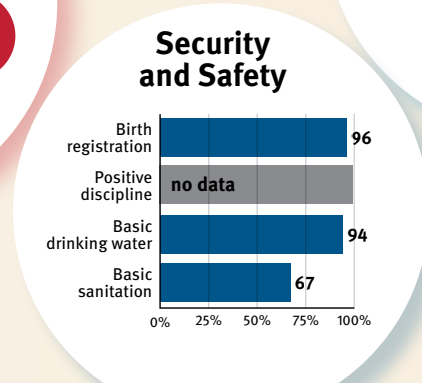
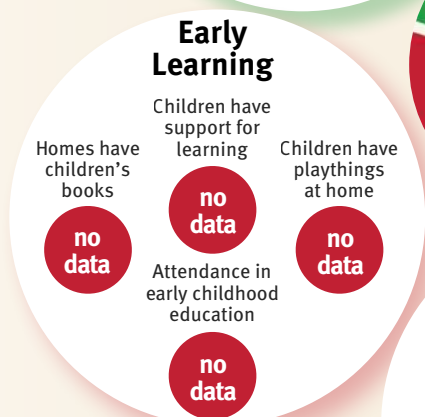
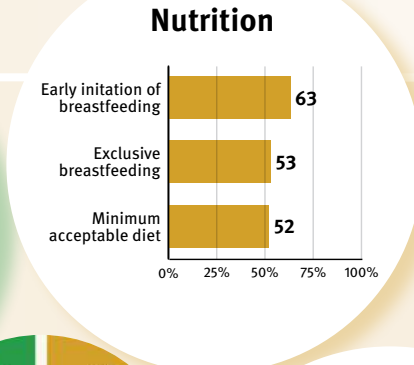
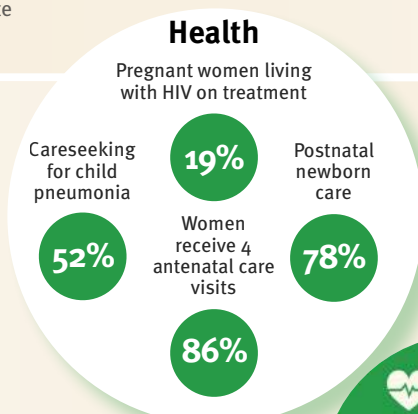
## Lifetime cost of growth deficit in early childhood



## Support and services for Early Childhood Development: Nurturing Care

Parents and caregivers need a facilitating environment of laws, policies, services and community support to assist them to provide their young children with nurturing care.

## Support and services for Early Childhood Development: Facilitating Environments



### Policies

✗	Paid maternity leave	✓	Paid paternity leave
✓	National minimum wage		
✗	Child and family social protection		
✓	International Code of Marketing of Breastmilk Substitutes		

### International Conventions

✓	Convention on the Rights of the Child
✓	Convention on the Rights of People with Disabilities
✓	CRC Sale of Children, Child Prostitution & Child Pornography
✓	Convention on Protection of Children and Cooperation in Respect of Intercountry Adoption



# Guinea

**Countdown to 2030**

Women's, Children's & Adolescents' Health

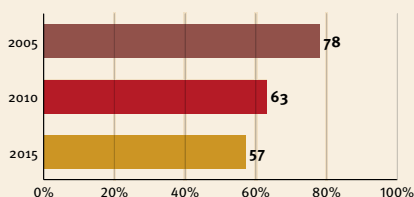
## Demographics

Population	12 396 000
Annual births	442 000
Children under 5	1 983 000 (16%)
Under 5 mortality	89/1 000

## Threats to Early Childhood Development

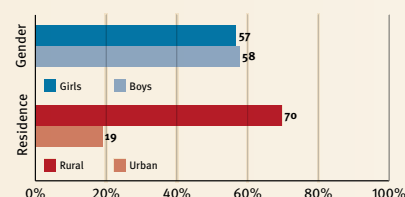
Maternal mortality	679/100 000	Young mothers (births by 18y)	40%
Low birthweight	12%	Preterm births	14%
Child poverty	40%	Under 5 stunting	31%
Harsh punishment	no data	Inadequate supervision	no data

## Young children at risk of poor development

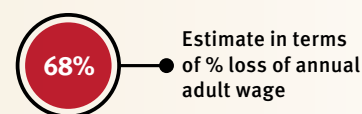


At risk in 2005, 2010 and 2015, using a composite indicator of under 5 stunting or poverty

## Risks by gender and residence



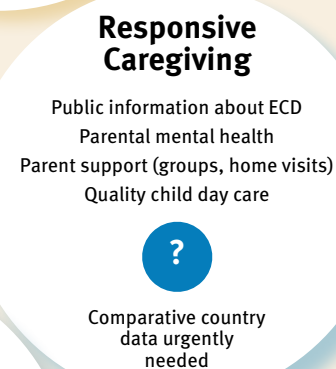
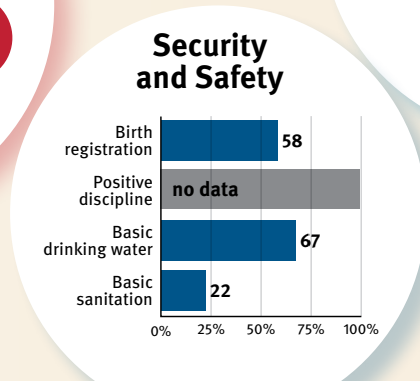
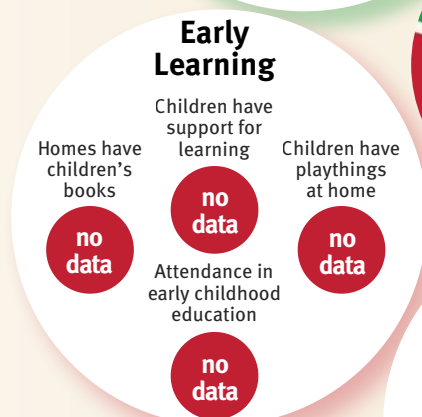
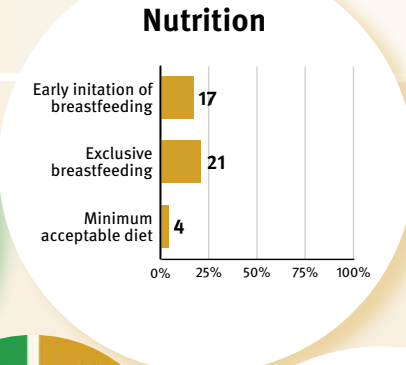
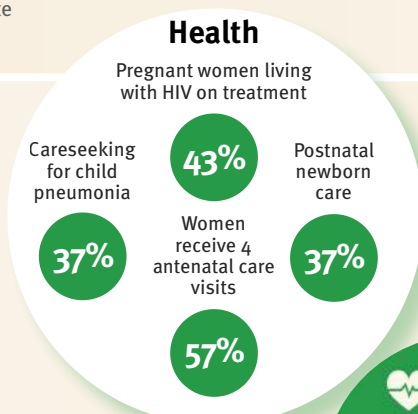
## Lifetime cost of growth deficit in early childhood



## Support and services for Early Childhood Development: Nurturing Care

Parents and caregivers need a facilitating environment of laws, policies, services and community support to assist them to provide their young children with nurturing care.

## Support and services for Early Childhood Development: Facilitating Environments



### Policies

✓	Paid maternity leave	✗	Paid paternity leave
✗	National minimum wage		
✗	Child and family social protection		
✓	International Code of Marketing of Breastmilk Substitutes		

### International Conventions

✓	Convention on the Rights of the Child
✓	Convention on the Rights of People with Disabilities
✓	CRC Sale of Children, Child Prostitution & Child Pornography
✓	Convention on Protection of Children and Cooperation in Respect of Intercountry Adoption



# Guinea-Bissau

*Countdown to 2030*

Women's, Children's & Adolescents' Health

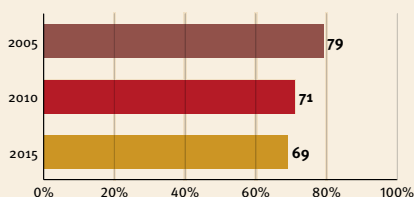
## Demographics

Population	1 816 000
Annual births	66 000
Children under 5	291 000 (16%)
Under 5 mortality	88/1 000

## Threats to Early Childhood Development

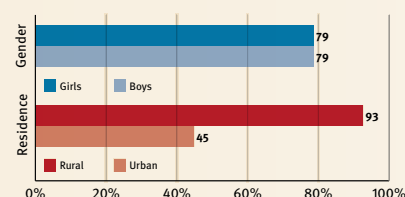
Maternal mortality	549/100 000	Young mothers (births by 18y)	28%
Low birthweight	11%	Preterm births	11%
Child poverty	68%	Under 5 stunting	28%
Harsh punishment	82%	Inadequate supervision	34%

## Young children at risk of poor development

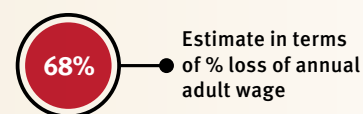


At risk in 2005, 2010 and 2015, using a composite indicator of under 5 stunting or poverty

## Risks by gender and residence



## Lifetime cost of growth deficit in early childhood

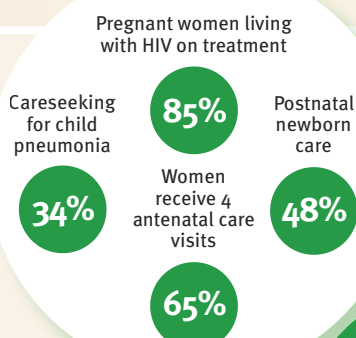


## Support and services for Early Childhood Development: Nurturing Care

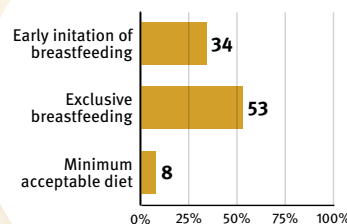
Parents and caregivers need a facilitating environment of laws, policies, services and community support to assist them to provide their young children with nurturing care.

## Support and services for Early Childhood Development: Facilitating Environments

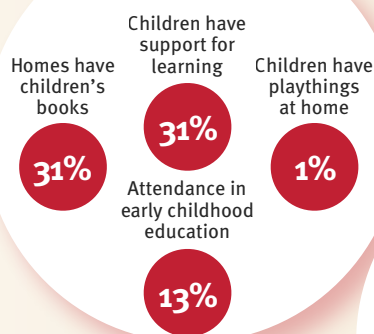
### Health



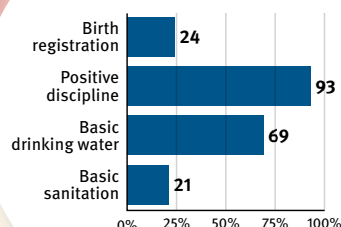
### Nutrition



### Early Learning



### Security and Safety



### Responsive Caregiving

Public information about ECD  
Parental mental health  
Parent support (groups, home visits)  
Quality child day care

?

Comparative country data urgently needed

### Policies

✗	Paid maternity leave	✗	Paid paternity leave
✓	National minimum wage		
no data	Child and family social protection		
✓	International Code of Marketing of Breastmilk Substitutes		

### International Conventions

✓	Convention on the Rights of the Child
✓	Convention on the Rights of People with Disabilities
✓	CRC Sale of Children, Child Prostitution & Child Pornography
✗	Convention on Protection of Children and Cooperation in Respect of Intercountry Adoption





# Guyana

**Countdown to 2030**

Women's, Children's & Adolescents' Health

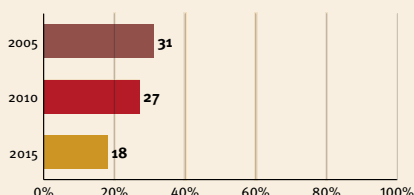
## Demographics

Population	773 000
Annual births	16 000
Children under 5	76 000 (10%)
Under 5 mortality	32/1 000

## Threats to Early Childhood Development

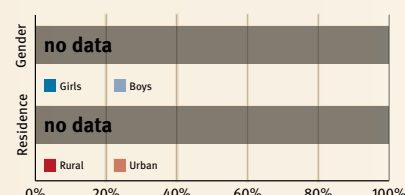
Maternal mortality	229/100 000	Young mothers (births by 18y)	16%
Low birthweight	14%	Preterm births	13%
Child poverty	no data	Under 5 stunting	12%
Harsh punishment	70%	Inadequate supervision	87%

## Young children at risk of poor development

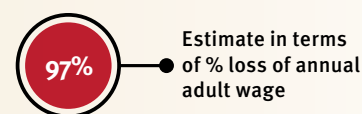


At risk in 2005, 2010 and 2015, using a composite indicator of under 5 stunting or poverty

## Risks by gender and residence



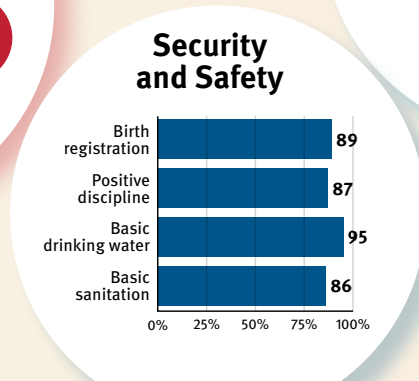
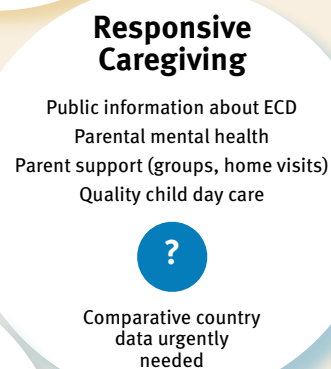
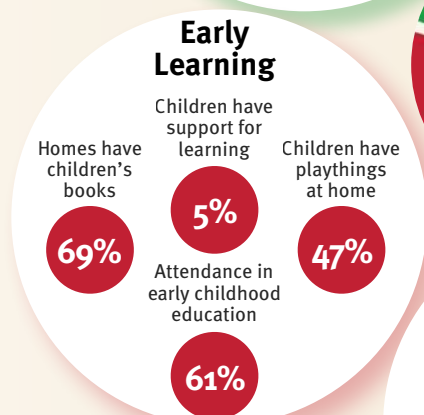
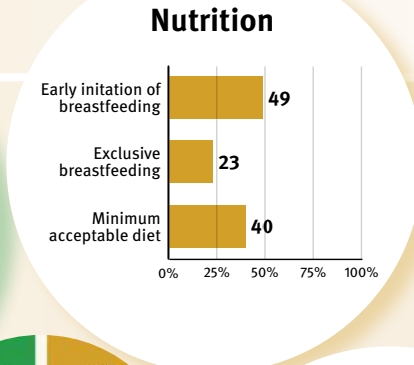
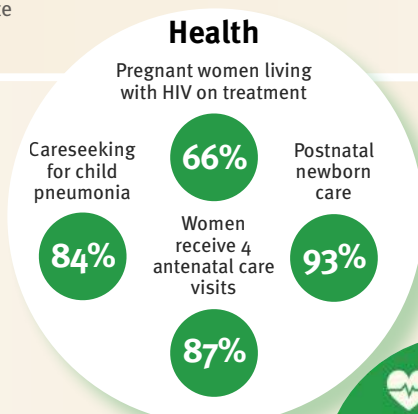
## Lifetime cost of growth deficit in early childhood



## Support and services for Early Childhood Development: Nurturing Care

Parents and caregivers need a facilitating environment of laws, policies, services and community support to assist them to provide their young children with nurturing care.

## Support and services for Early Childhood Development: Facilitating Environments



## Policies

✗	Paid maternity leave	✗	Paid paternity leave
✓	National minimum wage		
✗	Child and family social protection		
✗	International Code of Marketing of Breastmilk Substitutes		

## International Conventions

✓	Convention on the Rights of the Child
✓	Convention on the Rights of People with Disabilities
✓	CRC Sale of Children, Child Prostitution & Child Pornography
✗	Convention on Protection of Children and Cooperation in Respect of Intercountry Adoption



# Haiti

**Countdown to 2030**

Women's, Children's & Adolescents' Health

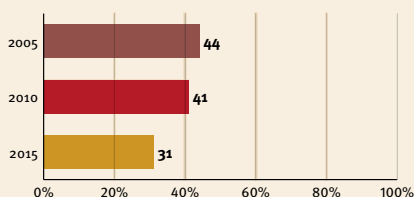
## Demographics

Population	10 847 000
Annual births	263 000
Children under 5	1 233 000 (11%)
Under 5 mortality	67/1 000

## Threats to Early Childhood Development

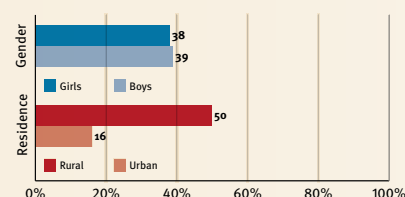
Maternal mortality	359/100 000	Young mothers (births by 18y)	13%
Low birthweight	23%	Preterm births	14%
Child poverty	23%	Under 5 stunting	21%
Harsh punishment	85%	Inadequate supervision	no data

## Young children at risk of poor development

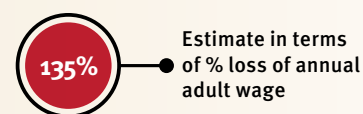


At risk in 2005, 2010 and 2015, using a composite indicator of under 5 stunting or poverty

## Risks by gender and residence



## Lifetime cost of growth deficit in early childhood

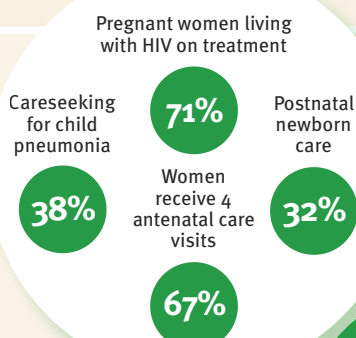


## Support and services for Early Childhood Development: Nurturing Care

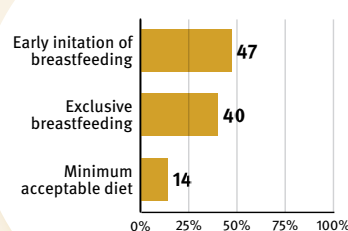
Parents and caregivers need a facilitating environment of laws, policies, services and community support to assist them to provide their young children with nurturing care.

## Support and services for Early Childhood Development: Facilitating Environments

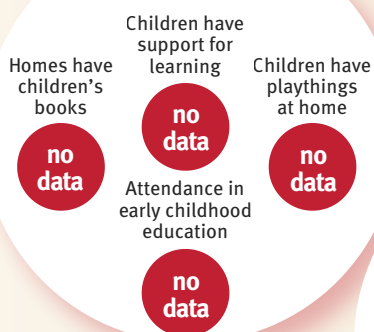
### Health



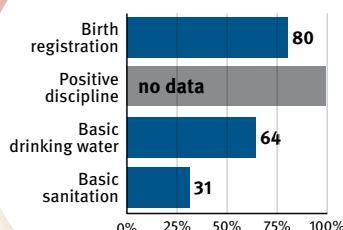
### Nutrition



### Early Learning



### Security and Safety



### Responsive Caregiving

Public information about ECD  
Parental mental health  
Parent support (groups, home visits)  
Quality child day care

?

Comparative country data urgently needed

### Policies

✗	Paid maternity leave	✗	Paid paternity leave
✓	National minimum wage		
✗	Child and family social protection		
✗	International Code of Marketing of Breastmilk Substitutes		

### International Conventions

✓	Convention on the Rights of the Child
✓	Convention on the Rights of People with Disabilities
✓	CRC Sale of Children, Child Prostitution & Child Pornography
✓	Convention on Protection of Children and Cooperation in Respect of Intercountry Adoption



# Honduras

*Countdown to 2030*

Women's, Children's & Adolescents' Health

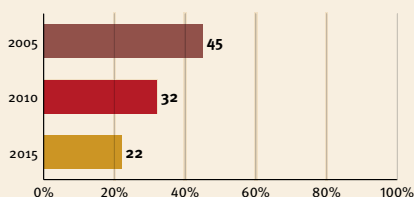
## Demographics

Population	9 113 000
Annual births	198 000
Children under 5	951 000 (10%)
Under 5 mortality	19/1 000

## Threats to Early Childhood Development

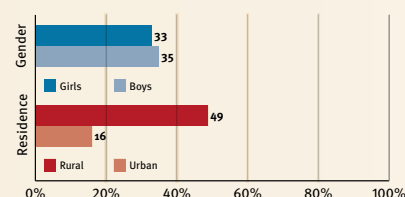
Maternal mortality	129/100 000	Young mothers (births by 18y)	22%
Low birthweight	10%	Preterm births	12%
Child poverty	20%	Under 5 stunting	23%
Harsh punishment	no data	Inadequate supervision	48%

## Young children at risk of poor development

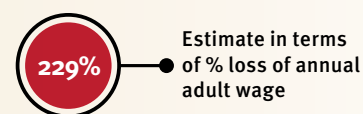


At risk in 2005, 2010 and 2015, using a composite indicator of under 5 stunting or poverty

## Risks by gender and residence



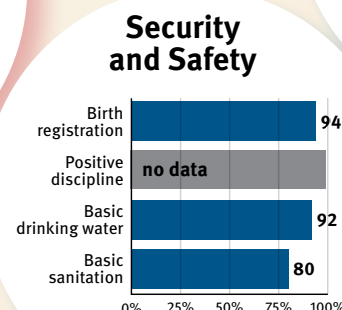
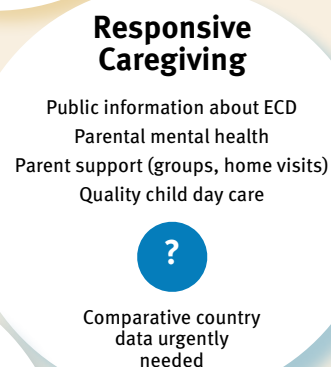
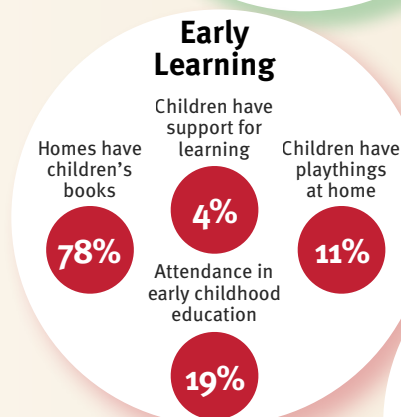
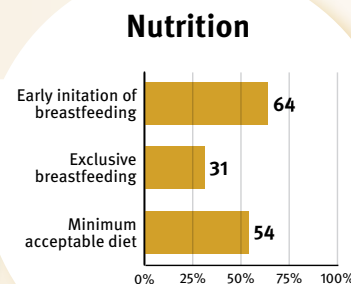
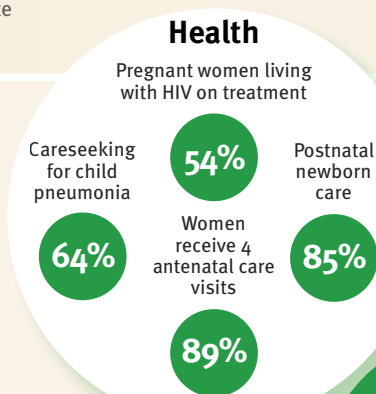
## Lifetime cost of growth deficit in early childhood



## Support and services for Early Childhood Development: Nurturing Care

Parents and caregivers need a facilitating environment of laws, policies, services and community support to assist them to provide their young children with nurturing care.

## Support and services for Early Childhood Development: Facilitating Environments



### Policies

✗	Paid maternity leave	✗	Paid paternity leave
✓	National minimum wage		
✗	Child and family social protection		
✓	International Code of Marketing of Breastmilk Substitutes		

### International Conventions

✓	Convention on the Rights of the Child
✓	Convention on the Rights of People with Disabilities
✓	CRC Sale of Children, Child Prostitution & Child Pornography
✗	Convention on Protection of Children and Cooperation in Respect of Intercountry Adoption





# India

**Countdown to 2030**

Women's, Children's & Adolescents' Health

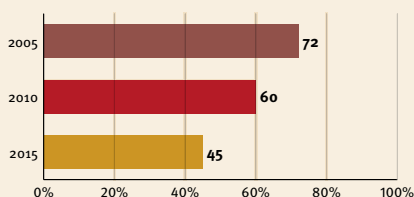
## Demographics

Population	1 324 171 000
Annual births	25 244 000
Children under 5	119 998 000 (9%)
Under 5 mortality	43/1 000

## Threats to Early Childhood Development

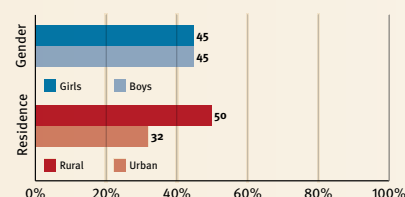
Maternal mortality	174/100 000	Young mothers (births by 18y)	22%
Low birthweight	28%	Preterm births	13%
Child poverty	14%	Under 5 stunting	39%
Harsh punishment	no data	Inadequate supervision	no data

## Young children at risk of poor development

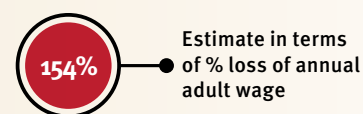


At risk in 2005, 2010 and 2015, using a composite indicator of under 5 stunting or poverty

## Risks by gender and residence



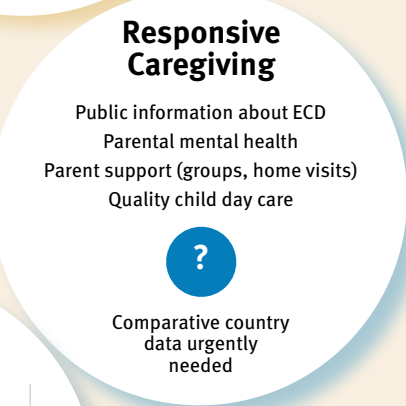
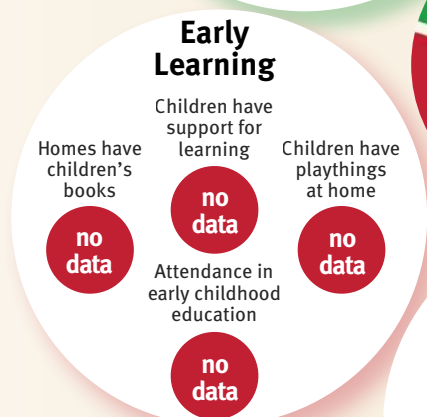
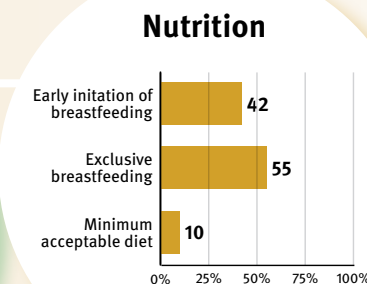
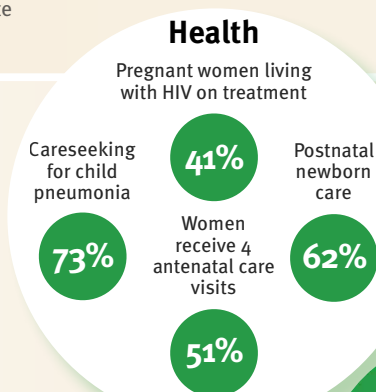
## Lifetime cost of growth deficit in early childhood



## Support and services for Early Childhood Development: Nurturing Care

Parents and caregivers need a facilitating environment of laws, policies, services and community support to assist them to provide their young children with nurturing care.

## Support and services for Early Childhood Development: Facilitating Environments



Policies	
✓ Paid maternity leave	✗ Paid paternity leave
✓ National minimum wage	
✗ Child and family social protection	
✓ International Code of Marketing of Breastmilk Substitutes	

International Conventions	
✓ Convention on the Rights of the Child	
✓ Convention on the Rights of People with Disabilities	
✓ CRC Sale of Children, Child Prostitution & Child Pornography	
✓ Convention on Protection of Children and Cooperation in Respect of Intercountry Adoption	



# Indonesia

**Countdown to 2030**

Women's, Children's & Adolescents' Health

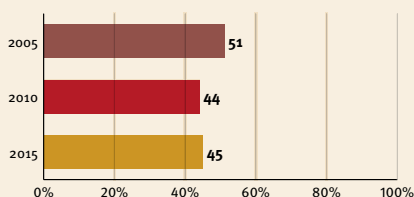
## Demographics

Population	261 115 000
Annual births	4 991 000
Children under 5	24 822 000 (10%)
Under 5 mortality	26/1 000

## Threats to Early Childhood Development

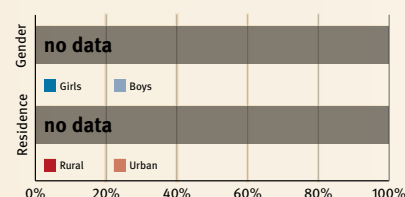
Maternal mortality	126/100 000	Young mothers (births by 18y)	7%
Low birthweight	9%	Preterm births	15%
Child poverty	no data	Under 5 stunting	36%
Harsh punishment	no data	Inadequate supervision	no data

## Young children at risk of poor development

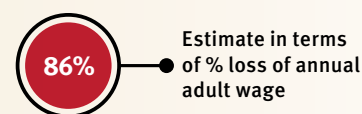


At risk in 2005, 2010 and 2015, using a composite indicator of under 5 stunting or poverty

## Risks by gender and residence



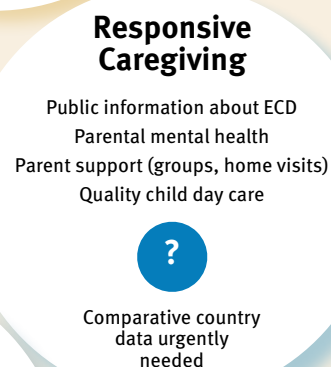
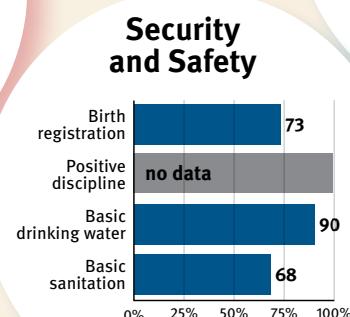
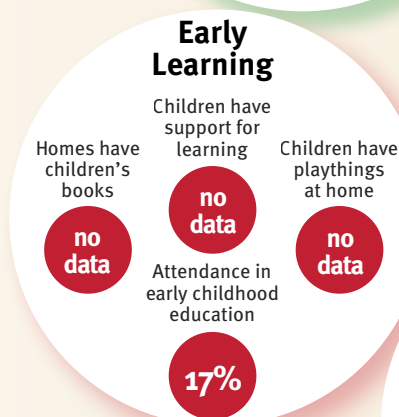
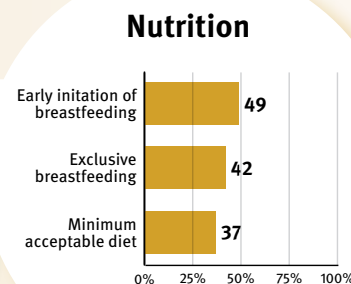
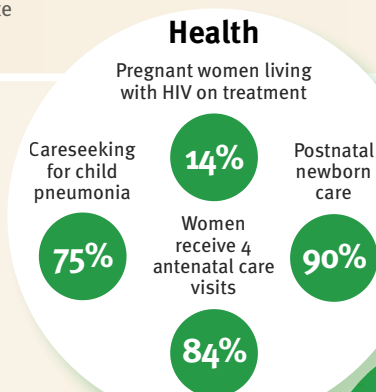
## Lifetime cost of growth deficit in early childhood



## Support and services for Early Childhood Development: Nurturing Care

Parents and caregivers need a facilitating environment of laws, policies, services and community support to assist them to provide their young children with nurturing care.

## Support and services for Early Childhood Development: Facilitating Environments



### Policies

✗	Paid maternity leave	✓	Paid paternity leave
✓	National minimum wage		
✓	Child and family social protection		
✓	International Code of Marketing of Breastmilk Substitutes		

### International Conventions

✓	Convention on the Rights of the Child
✓	Convention on the Rights of People with Disabilities
✓	CRC Sale of Children, Child Prostitution & Child Pornography
✗	Convention on Protection of Children and Cooperation in Respect of Intercountry Adoption



# Iran

**Countdown to 2030**

Women's, Children's & Adolescents' Health

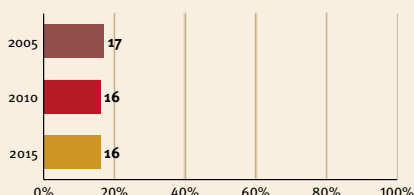
## Demographics

Population	80 277 000
Annual births	1 355 000
Children under 5	6 823 000 (8%)
Under 5 mortality	15/1 000

## Threats to Early Childhood Development

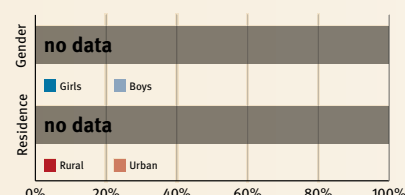
Maternal mortality	25/100 000	Young mothers (births by 18y)	5%
Low birthweight	8%	Preterm births	13%
Child poverty	no data	Under 5 stunting	16%
Harsh punishment	no data	Inadequate supervision	70%

## Young children at risk of poor development

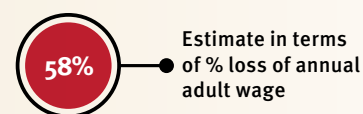


At risk in 2005, 2010 and 2015, using a composite indicator of under 5 stunting or poverty

## Risks by gender and residence



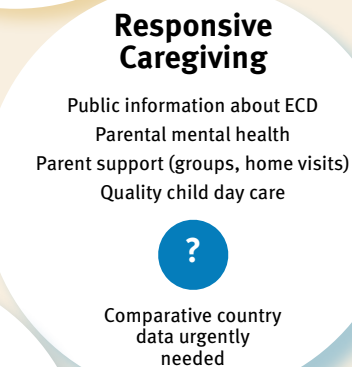
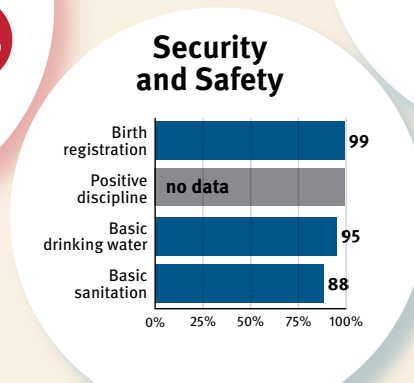
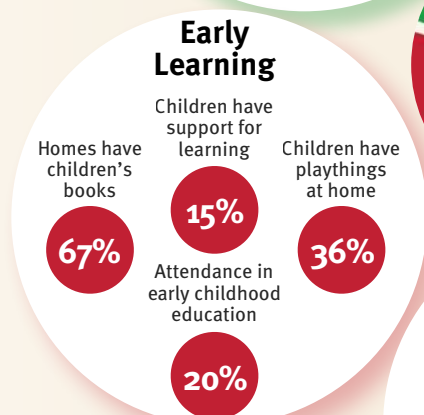
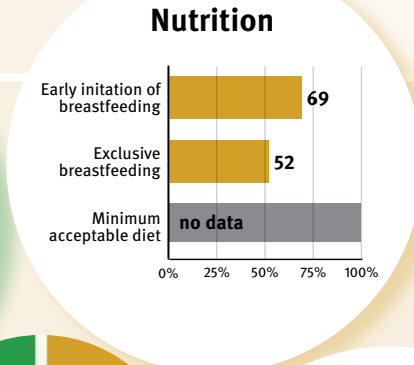
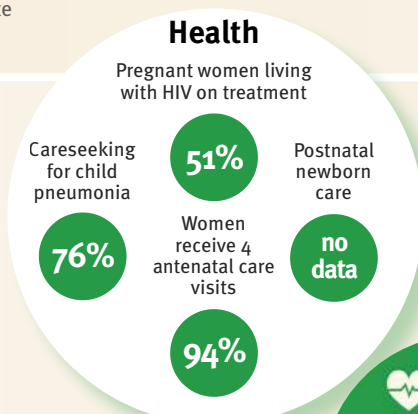
## Lifetime cost of growth deficit in early childhood



## Support and services for Early Childhood Development: Nurturing Care

Parents and caregivers need a facilitating environment of laws, policies, services and community support to assist them to provide their young children with nurturing care.

## Support and services for Early Childhood Development: Facilitating Environments



### Policies

✗	Paid maternity leave	✗	Paid paternity leave
✓	National minimum wage		
✗	Child and family social protection		
✓	International Code of Marketing of Breastmilk Substitutes		

### International Conventions

✓	Convention on the Rights of the Child
✓	Convention on the Rights of People with Disabilities
✓	CRC Sale of Children, Child Prostitution & Child Pornography
✗	Convention on Protection of Children and Cooperation in Respect of Intercountry Adoption



# Iraq

**Countdown to 2030**

Women's, Children's & Adolescents' Health

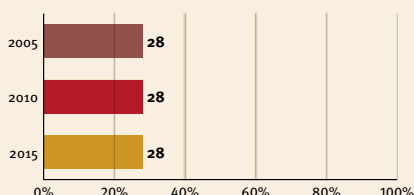
## Demographics

Population	37 203 000
Annual births	1 212 000
Children under 5	5 738 000 (15%)
Under 5 mortality	31/1 000

## Threats to Early Childhood Development

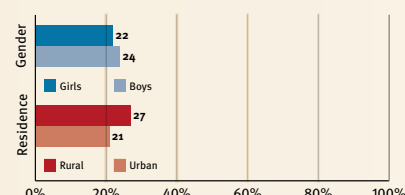
Maternal mortality	50/100 000	Young mothers (births by 18y)	12%
Low birthweight	13%	Preterm births	7%
Child poverty	2%	Under 5 stunting	26%
Harsh punishment	79%	Inadequate supervision	58%

## Young children at risk of poor development

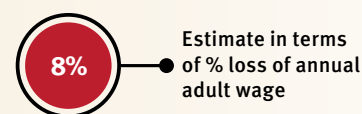


At risk in 2005, 2010 and 2015, using a composite indicator of under 5 stunting or poverty

## Risks by gender and residence



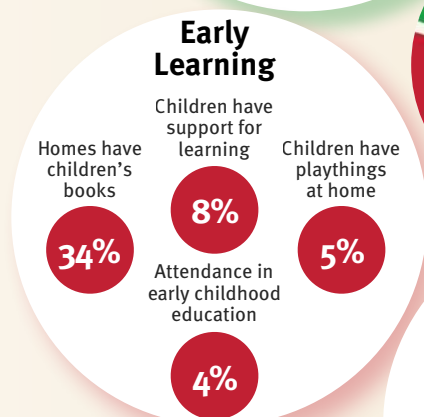
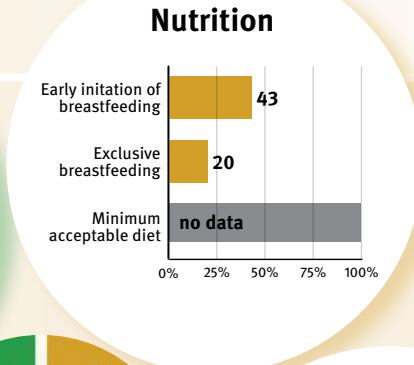
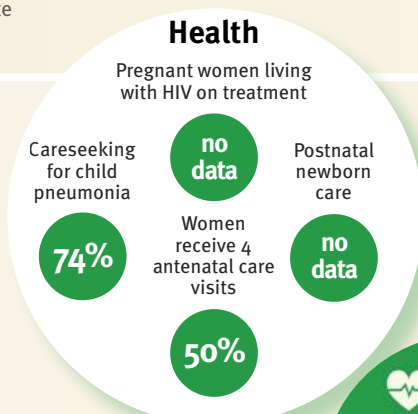
## Lifetime cost of growth deficit in early childhood



## Support and services for Early Childhood Development: Nurturing Care

Parents and caregivers need a facilitating environment of laws, policies, services and community support to assist them to provide their young children with nurturing care.

## Support and services for Early Childhood Development: Facilitating Environments



## Policies

✓	Paid maternity leave	✗	Paid paternity leave
✓	National minimum wage		
✓	Child and family social protection		
✓	International Code of Marketing of Breastmilk Substitutes		

## International Conventions

✓	Convention on the Rights of the Child
✓	Convention on the Rights of People with Disabilities
✓	CRC Sale of Children, Child Prostitution & Child Pornography
✗	Convention on Protection of Children and Cooperation in Respect of Intercountry Adoption



# Jamaica

**Countdown to 2030**

Women's, Children's & Adolescents' Health

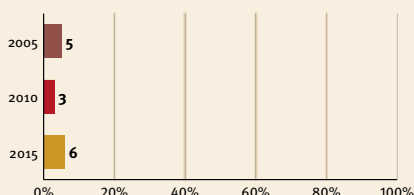
## Demographics

Population	2 881 000
Annual births	48 000
Children under 5	205 000 (7%)
Under 5 mortality	15/1 000

## Threats to Early Childhood Development

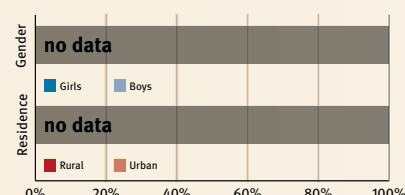
Maternal mortality	89/100 000	Young mothers (births by 18y)	1%
Low birthweight	13%	Preterm births	10%
Child poverty	no data	Under 5 stunting	6%
Harsh punishment	85%	Inadequate supervision	88%

## Young children at risk of poor development

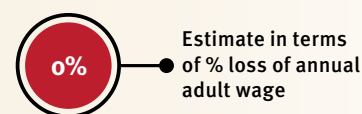


At risk in 2005, 2010 and 2015, using a composite indicator of under 5 stunting or poverty

## Risks by gender and residence



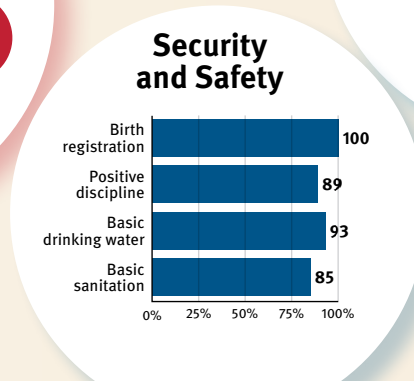
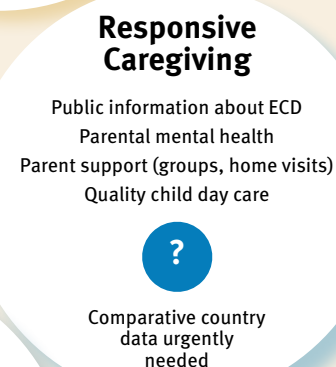
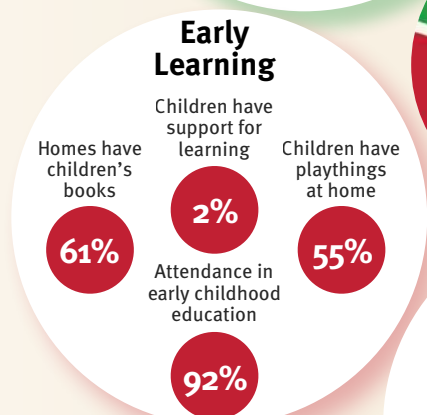
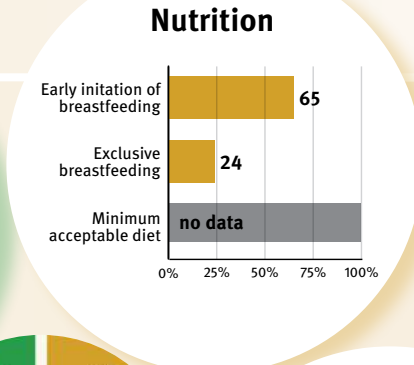
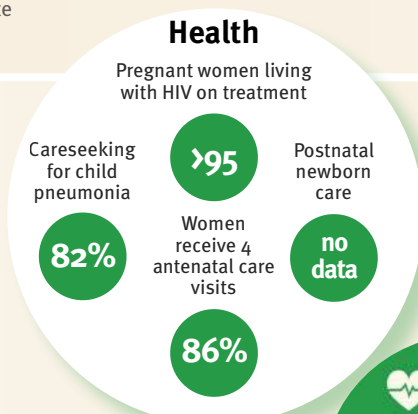
## Lifetime cost of growth deficit in early childhood



## Support and services for Early Childhood Development: Nurturing Care

Parents and caregivers need a facilitating environment of laws, policies, services and community support to assist them to provide their young children with nurturing care.

## Support and services for Early Childhood Development: Facilitating Environments



## Policies

✗	Paid maternity leave	✗	Paid paternity leave
✓	National minimum wage		
✓	Child and family social protection		
✗	International Code of Marketing of Breastmilk Substitutes		

## International Conventions

✓	Convention on the Rights of the Child
✓	Convention on the Rights of People with Disabilities
✓	CRC Sale of Children, Child Prostitution & Child Pornography
✗	Convention on Protection of Children and Cooperation in Respect of Intercountry Adoption





# Kenya

## Countdown to 2030

Women's, Children's & Adolescents' Health

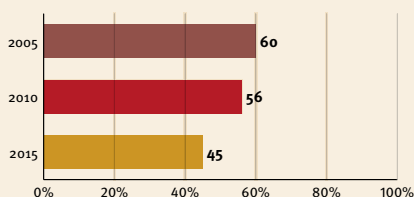
### Demographics

Population	48 462 000
Annual births	1 504 000
Children under 5	7 023 000 (14%)
Under 5 mortality	49/1 000

### Threats to Early Childhood Development

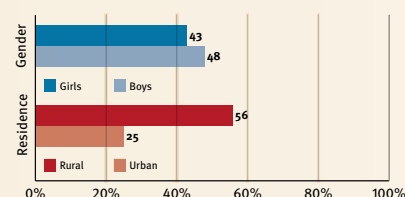
Maternal mortality	510/100 000	Young mothers (births by 18y)	23%
Low birthweight	8%	Preterm births	12%
Child poverty	29%	Under 5 stunting	26%
Harsh punishment	no data	Inadequate supervision	no data

### Young children at risk of poor development

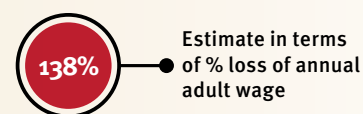


At risk in 2005, 2010 and 2015, using a composite indicator of under 5 stunting or poverty

### Risks by gender and residence



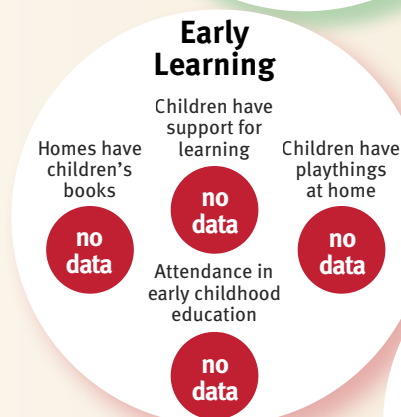
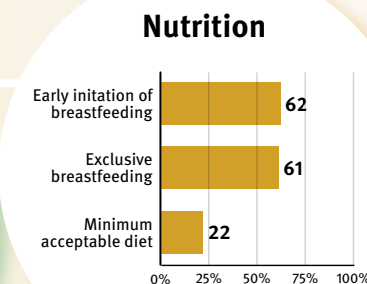
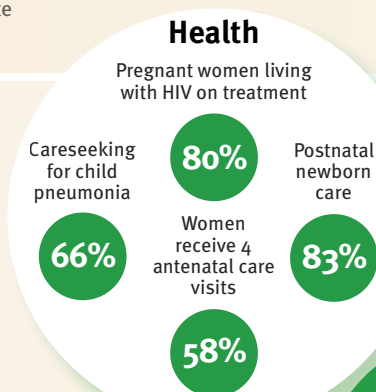
### Lifetime cost of growth deficit in early childhood



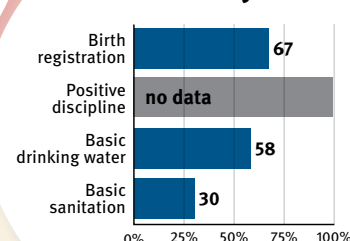
## Support and services for Early Childhood Development: Nurturing Care

Parents and caregivers need a facilitating environment of laws, policies, services and community support to assist them to provide their young children with nurturing care.

## Support and services for Early Childhood Development: Facilitating Environments



### Security and Safety



### Responsive Caregiving

Public information about ECD  
Parental mental health  
Parent support (groups, home visits)  
Quality child day care



Comparative country data urgently needed

### Policies

✗	Paid maternity leave	✓	Paid paternity leave
✓	National minimum wage		
✗	Child and family social protection		
✓	International Code of Marketing of Breastmilk Substitutes		

### International Conventions

✓	Convention on the Rights of the Child
✓	Convention on the Rights of People with Disabilities
✓	CRC Sale of Children, Child Prostitution & Child Pornography
✓	Convention on Protection of Children and Cooperation in Respect of Intercountry Adoption





# Kyrgyzstan

**Countdown to 2030**

Women's, Children's & Adolescents' Health

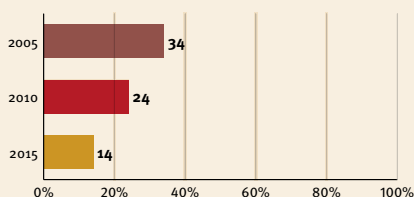
## Demographics

Population	5 956 000
Annual births	152 000
Children under 5	760 000 (13%)
Under 5 mortality	21/1 000

## Threats to Early Childhood Development

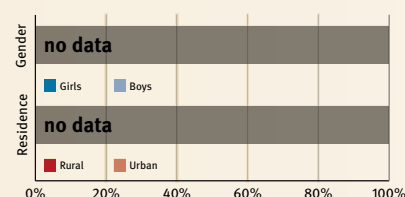
Maternal mortality	76/100 000	Young mothers (births by 18y)	4%
Low birthweight	6%	Preterm births	10%
Child poverty	1%	Under 5 stunting	13%
Harsh punishment	57%	Inadequate supervision	72%

## Young children at risk of poor development

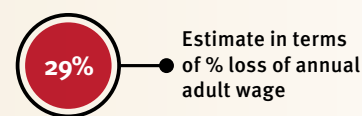


At risk in 2005, 2010 and 2015, using a composite indicator of under 5 stunting or poverty

## Risks by gender and residence



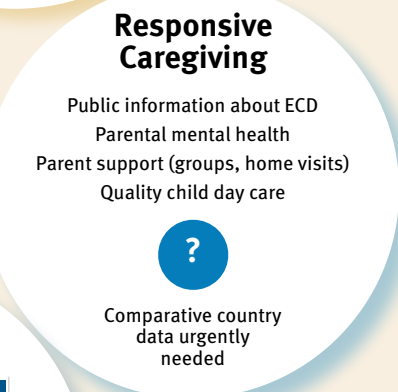
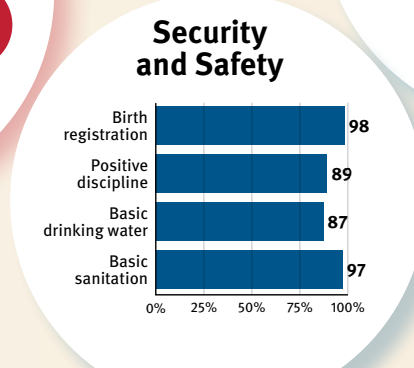
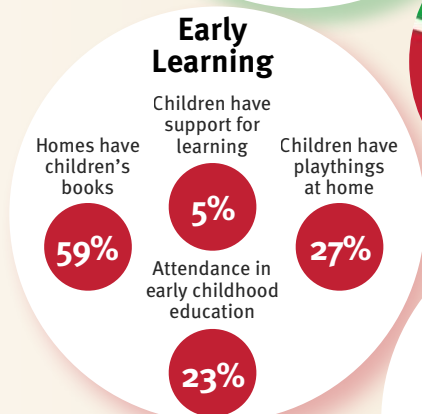
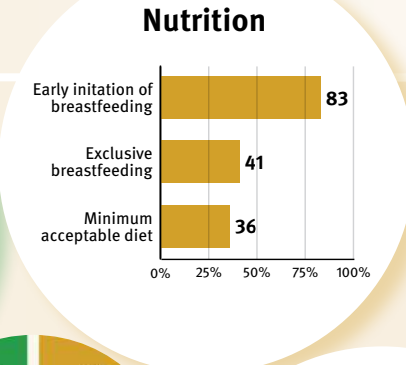
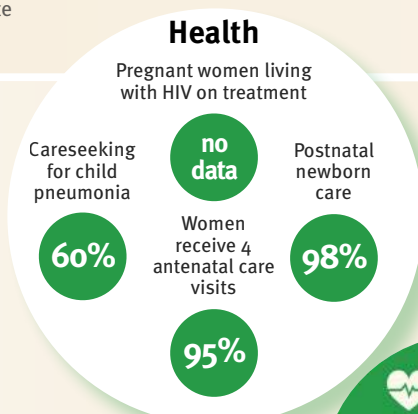
## Lifetime cost of growth deficit in early childhood



## Support and services for Early Childhood Development: Nurturing Care

Parents and caregivers need a facilitating environment of laws, policies, services and community support to assist them to provide their young children with nurturing care.

## Support and services for Early Childhood Development: Facilitating Environments



### Policies

✓	Paid maternity leave	✗	Paid paternity leave
✗	National minimum wage		
✓	Child and family social protection		
✓	International Code of Marketing of Breastmilk Substitutes		

### International Conventions

✓	Convention on the Rights of the Child
✓	Convention on the Rights of People with Disabilities
✓	CRC Sale of Children, Child Prostitution & Child Pornography
✓	Convention on Protection of Children and Cooperation in Respect of Intercountry Adoption



# Lao People's Democratic Rep.

## Countdown to 2030

Women's, Children's & Adolescents' Health

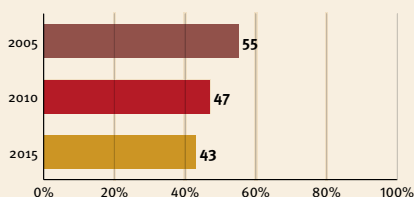
### Demographics

Population	6 758 000
Annual births	163 000
Children under 5	766 000 (11%)
Under 5 mortality	64/1 000

### Threats to Early Childhood Development

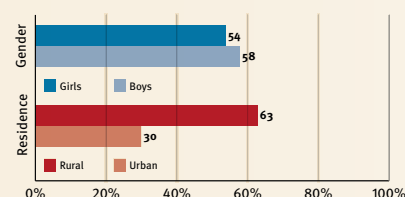
Maternal mortality	197/100 000	Young mothers (births by 18y)	18%
Low birthweight	15%	Preterm births	11%
Child poverty	30%	Under 5 stunting	41%
Harsh punishment	76%	Inadequate supervision	57%

### Young children at risk of poor development

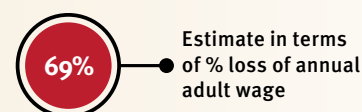


At risk in 2005, 2010 and 2015, using a composite indicator of under 5 stunting or poverty

### Risks by gender and residence



### Lifetime cost of growth deficit in early childhood

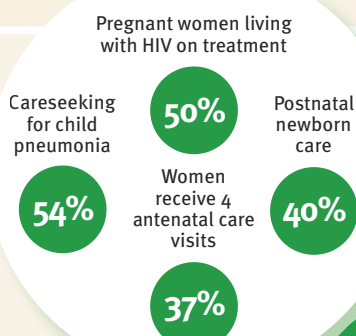


## Support and services for Early Childhood Development: Nurturing Care

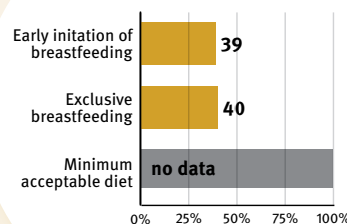
Parents and caregivers need a facilitating environment of laws, policies, services and community support to assist them to provide their young children with nurturing care.

## Support and services for Early Childhood Development: Facilitating Environments

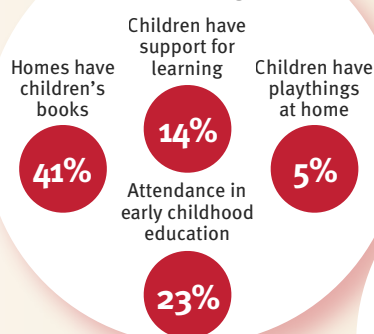
### Health



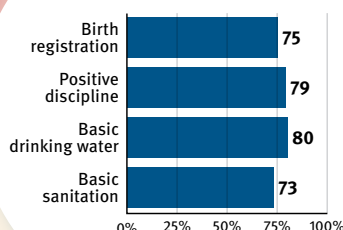
### Nutrition



### Early Learning



### Security and Safety



### Responsive Caregiving

Public information about ECD  
Parental mental health  
Parent support (groups, home visits)  
Quality child day care

?

Comparative country data urgently needed

### Policies

✓	Paid maternity leave	no data	Paid paternity leave
no data	National minimum wage		
✗	Child and family social protection		
✓	International Code of Marketing of Breastmilk Substitutes		

### International Conventions

✓	Convention on the Rights of the Child
✓	Convention on the Rights of People with Disabilities
✓	CRC Sale of Children, Child Prostitution & Child Pornography
✗	Convention on Protection of Children and Cooperation in Respect of Intercountry Adoption



# Lesotho

*Countdown to 2030*

Women's, Children's & Adolescents' Health

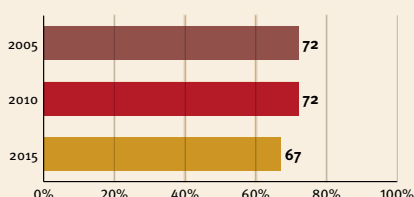
## Demographics

Population	2 204 000
Annual births	61 000
Children under 5	286 000 (13%)
Under 5 mortality	94/1 000

## Threats to Early Childhood Development

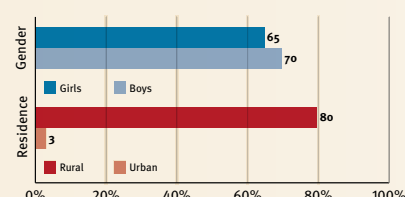
Maternal mortality	487/100 000	Young mothers (births by 18y)	14%
Low birthweight	11%	Preterm births	12%
Child poverty	54%	Under 5 stunting	33%
Harsh punishment	no data	Inadequate supervision	no data

## Young children at risk of poor development

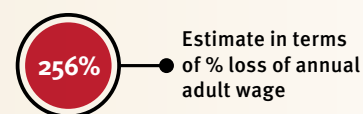


At risk in 2005, 2010 and 2015, using a composite indicator of under 5 stunting or poverty

## Risks by gender and residence



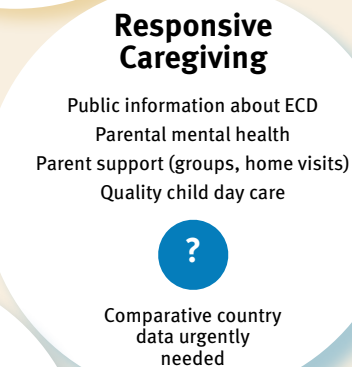
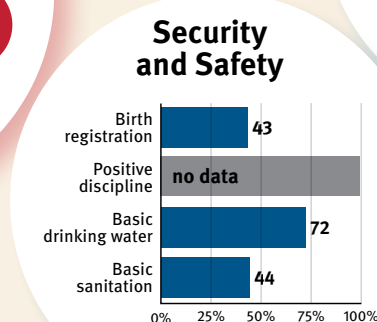
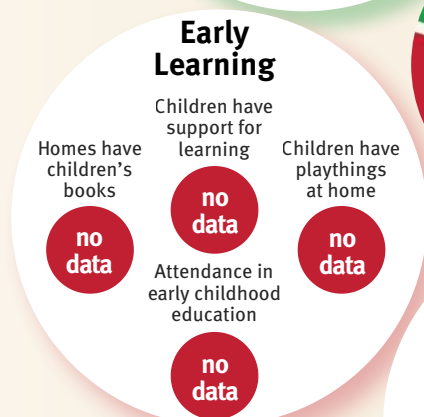
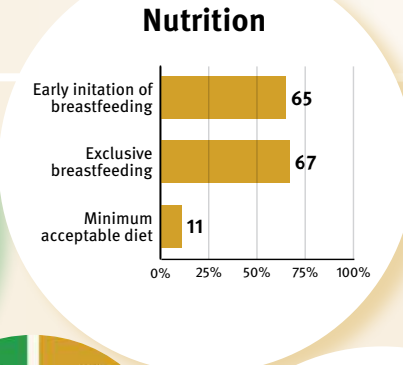
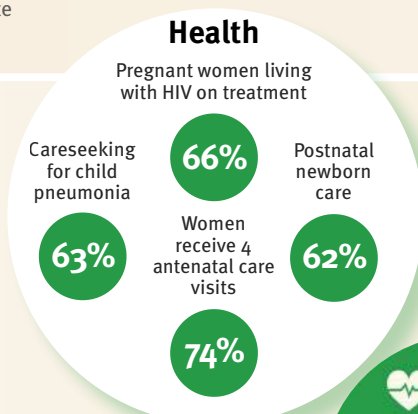
## Lifetime cost of growth deficit in early childhood



## Support and services for Early Childhood Development: Nurturing Care

Parents and caregivers need a facilitating environment of laws, policies, services and community support to assist them to provide their young children with nurturing care.

## Support and services for Early Childhood Development: Facilitating Environments



### Policies

✗	Paid maternity leave	✗	Paid paternity leave
✓	National minimum wage		
✗	Child and family social protection		
✗	International Code of Marketing of Breastmilk Substitutes		

### International Conventions

✓	Convention on the Rights of the Child
✓	Convention on the Rights of People with Disabilities
✓	CRC Sale of Children, Child Prostitution & Child Pornography
✓	Convention on Protection of Children and Cooperation in Respect of Intercountry Adoption



# Liberia

## Countdown to 2030

Women's, Children's & Adolescents' Health

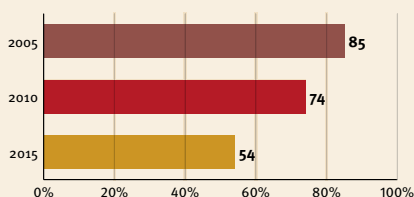
### Demographics

Population	4 614 000
Annual births	157 000
Children under 5	715 000 (15%)
Under 5 mortality	67/1 000

### Threats to Early Childhood Development

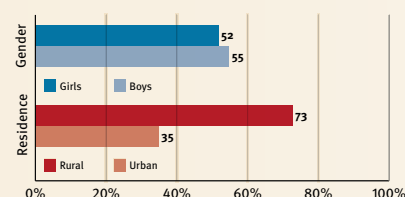
Maternal mortality	725/100 000	Young mothers (births by 18y)	37%
Low birthweight	14%	Preterm births	14%
Child poverty	35%	Under 5 stunting	30%
Harsh punishment	90%	Inadequate supervision	no data

### Young children at risk of poor development

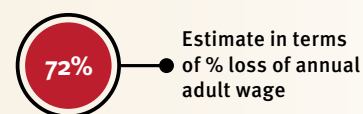


At risk in 2005, 2010 and 2015, using a composite indicator of under 5 stunting or poverty

### Risks by gender and residence



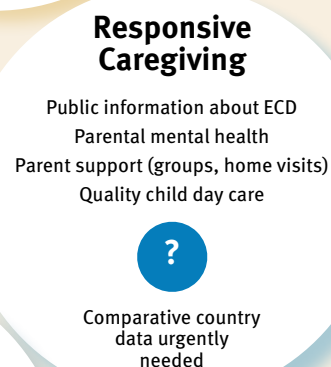
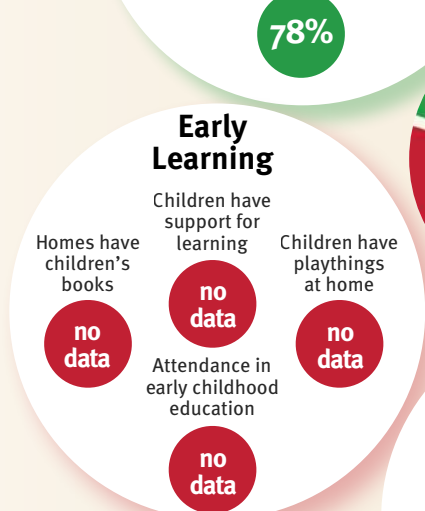
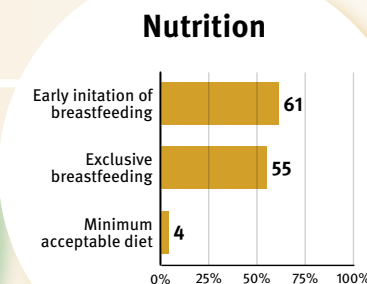
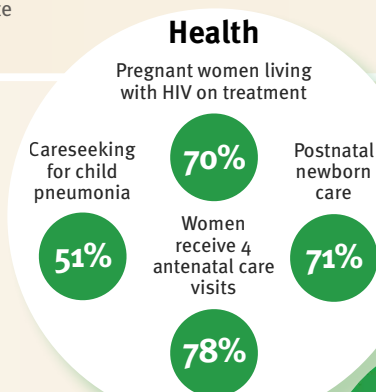
### Lifetime cost of growth deficit in early childhood



## Support and services for Early Childhood Development: Nurturing Care

Parents and caregivers need a facilitating environment of laws, policies, services and community support to assist them to provide their young children with nurturing care.

## Support and services for Early Childhood Development: Facilitating Environments



### Policies

✓	Paid maternity leave	✗	Paid paternity leave
✓	National minimum wage		
✗	Child and family social protection		
✗	International Code of Marketing of Breastmilk Substitutes		

### International Conventions

✓	Convention on the Rights of the Child
✓	Convention on the Rights of People with Disabilities
✓	CRC Sale of Children, Child Prostitution & Child Pornography
✗	Convention on Protection of Children and Cooperation in Respect of Intercountry Adoption



# Madagascar

**Countdown to 2030**

Women's, Children's & Adolescents' Health

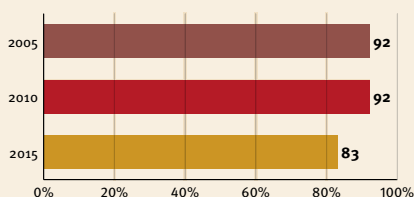
## Demographics

Population	24 895 000
Annual births	812 000
Children under 5	3 769 000 (15%)
Under 5 mortality	46/1 000

## Threats to Early Childhood Development

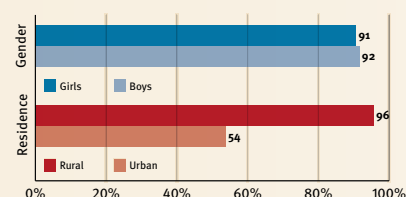
Maternal mortality	353/100 000	Young mothers (births by 18y)	36%
Low birthweight	16%	Preterm births	14%
Child poverty	86%	Under 5 stunting	47%
Harsh punishment	no data	Inadequate supervision	no data

## Young children at risk of poor development

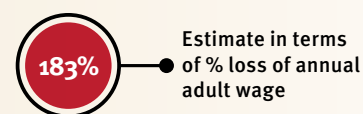


At risk in 2005, 2010 and 2015, using a composite indicator of under 5 stunting or poverty

## Risks by gender and residence



## Lifetime cost of growth deficit in early childhood

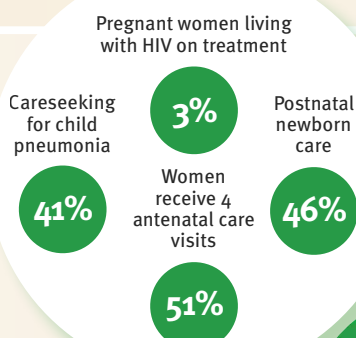


## Support and services for Early Childhood Development: Nurturing Care

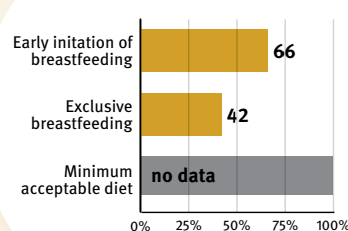
Parents and caregivers need a facilitating environment of laws, policies, services and community support to assist them to provide their young children with nurturing care.

## Support and services for Early Childhood Development: Facilitating Environments

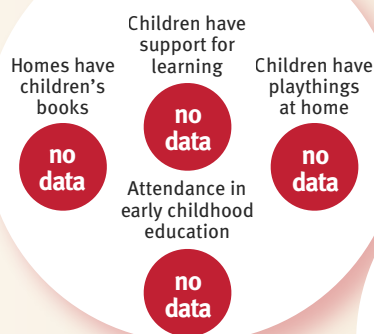
### Health



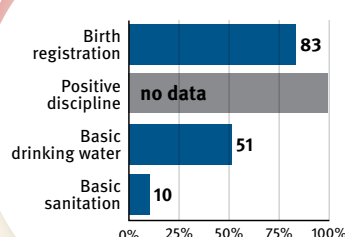
### Nutrition



### Early Learning



### Security and Safety



### Responsive Caregiving

Public information about ECD  
Parental mental health  
Parent support (groups, home visits)  
Quality child day care



Comparative country data urgently needed

### Policies

✗	Paid maternity leave	✗	Paid paternity leave
✓	National minimum wage		
✗	Child and family social protection		
✓	International Code of Marketing of Breastmilk Substitutes		

### International Conventions

✓	Convention on the Rights of the Child
✓	Convention on the Rights of People with Disabilities
✓	CRC Sale of Children, Child Prostitution & Child Pornography
✓	Convention on Protection of Children and Cooperation in Respect of Intercountry Adoption





# Malawi

## Countdown to 2030

Women's, Children's & Adolescents' Health

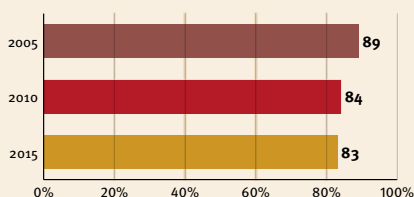
### Demographics

Population	18 092 000
Annual births	653 000
Children under 5	2 908 000 (16%)
Under 5 mortality	55/1 000

### Threats to Early Childhood Development

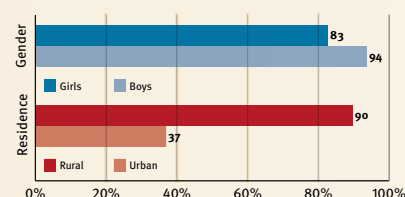
Maternal mortality	634/100 000	Young mothers (births by 18y)	31%
Low birthweight	14%	Preterm births	18%
Child poverty	73%	Under 5 stunting	37%
Harsh punishment	72%	Inadequate supervision	29%

### Young children at risk of poor development

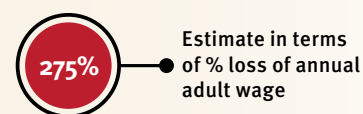


At risk in 2005, 2010 and 2015, using a composite indicator of under 5 stunting or poverty

### Risks by gender and residence



### Lifetime cost of growth deficit in early childhood

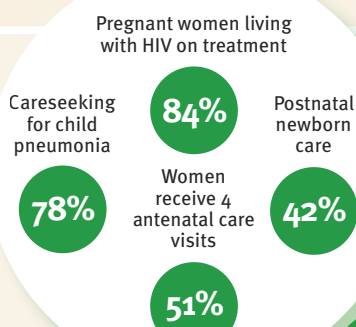


## Support and services for Early Childhood Development: Nurturing Care

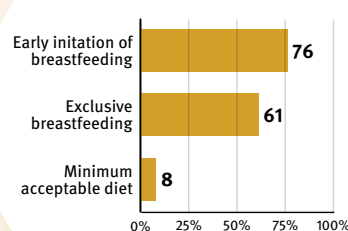
Parents and caregivers need a facilitating environment of laws, policies, services and community support to assist them to provide their young children with nurturing care.

## Support and services for Early Childhood Development: Facilitating Environments

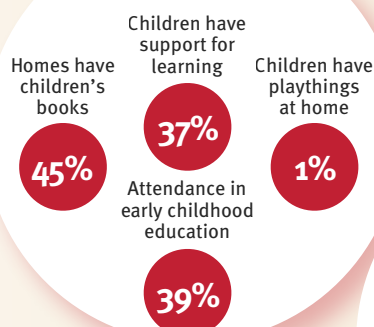
### Health



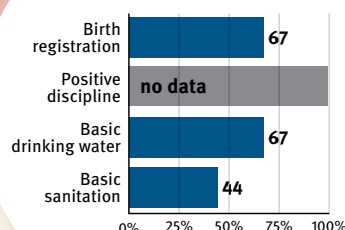
### Nutrition



### Early Learning



### Security and Safety



### Responsive Caregiving

Public information about ECD  
Parental mental health  
Parent support (groups, home visits)  
Quality child day care

?

Comparative country data urgently needed

### Policies

✗	Paid maternity leave	✗	Paid paternity leave
✗	National minimum wage		
✗	Child and family social protection		
✓	International Code of Marketing of Breastmilk Substitutes		

### International Conventions

✓	Convention on the Rights of the Child
✓	Convention on the Rights of People with Disabilities
✓	CRC Sale of Children, Child Prostitution & Child Pornography
✗	Convention on Protection of Children and Cooperation in Respect of Intercountry Adoption





# Mali

**Countdown to 2030**

Women's, Children's & Adolescents' Health

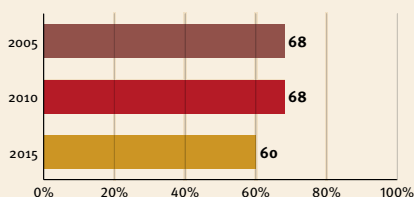
## Demographics

Population	17 995 000
Annual births	758 000
Children under 5	3 332 000 (19%)
Under 5 mortality	111/1 000

## Threats to Early Childhood Development

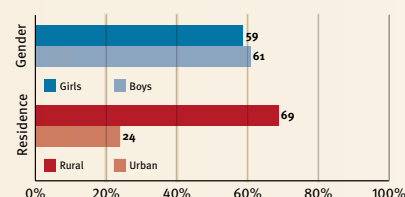
Maternal mortality	587/100 000	Young mothers (births by 18y)	37%
Low birthweight	18%	Preterm births	12%
Child poverty	53%	Under 5 stunting	30%
Harsh punishment	73%	Inadequate supervision	55%

## Young children at risk of poor development

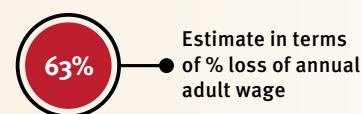


At risk in 2005, 2010 and 2015, using a composite indicator of under 5 stunting or poverty

## Risks by gender and residence



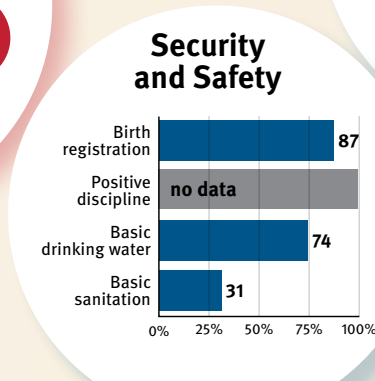
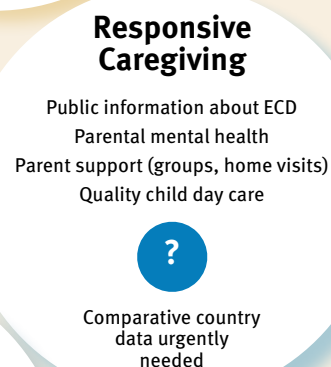
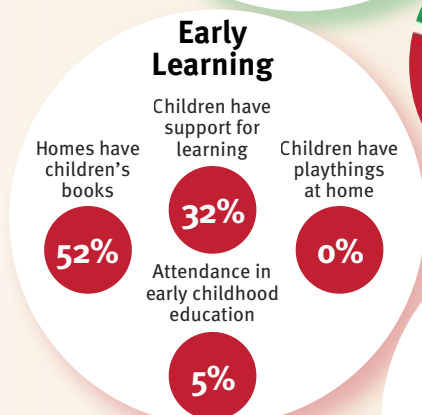
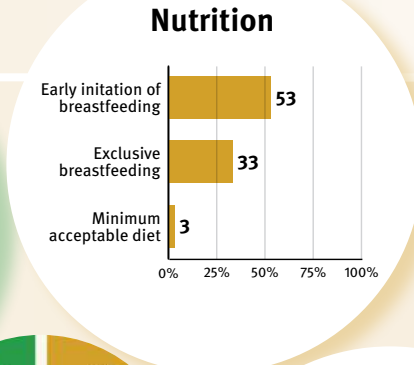
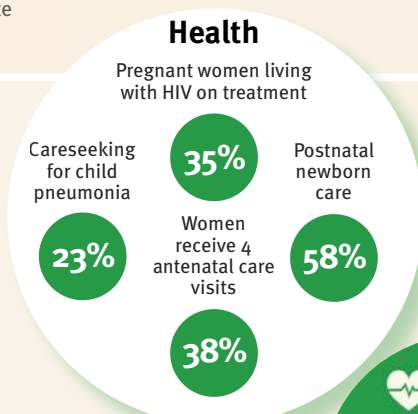
## Lifetime cost of growth deficit in early childhood



## Support and services for Early Childhood Development: Nurturing Care

Parents and caregivers need a facilitating environment of laws, policies, services and community support to assist them to provide their young children with nurturing care.

## Support and services for Early Childhood Development: Facilitating Environments



Policies	
✓ Paid maternity leave	✓ Paid paternity leave
✓ National minimum wage	
✗ Child and family social protection	
✓ International Code of Marketing of Breastmilk Substitutes	

International Conventions	
✓ Convention on the Rights of the Child	
✓ Convention on the Rights of People with Disabilities	
✓ CRC Sale of Children, Child Prostitution & Child Pornography	
✓ Convention on Protection of Children and Cooperation in Respect of Intercountry Adoption	



# Mauritania

*Countdown to 2030*

Women's, Children's & Adolescents' Health

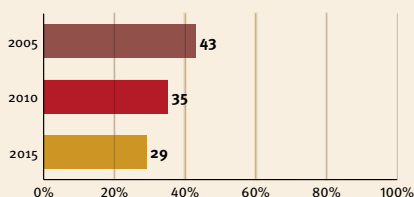
## Demographics

Population	4 301 000
Annual births	145 000
Children under 5	655 000 (15%)
Under 5 mortality	81/1 000

## Threats to Early Childhood Development

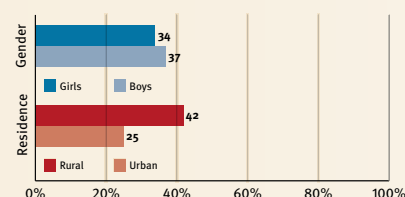
Maternal mortality	602/100 000	Young mothers (births by 18y)	22%
Low birthweight	35%	Preterm births	15%
Child poverty	10%	Under 5 stunting	28%
Harsh punishment	80%	Inadequate supervision	44%

## Young children at risk of poor development

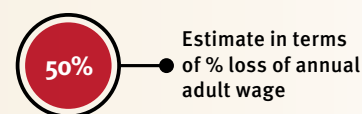


At risk in 2005, 2010 and 2015, using a composite indicator of under 5 stunting or poverty

## Risks by gender and residence



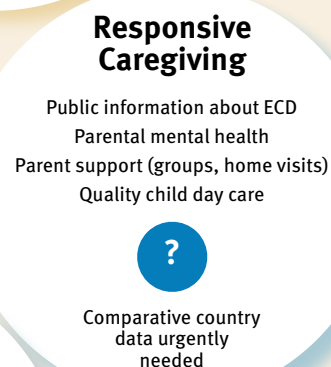
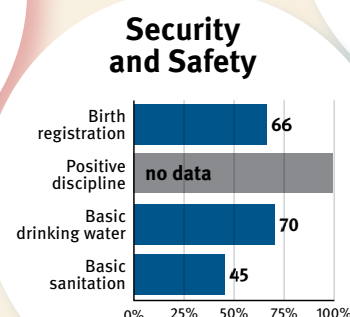
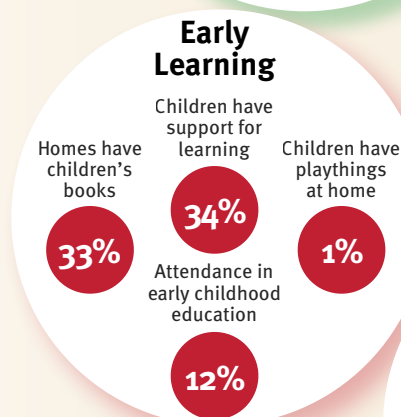
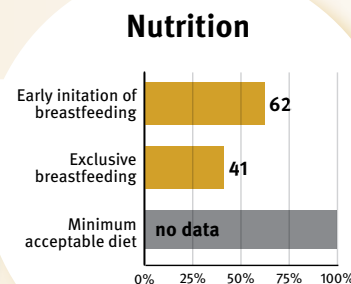
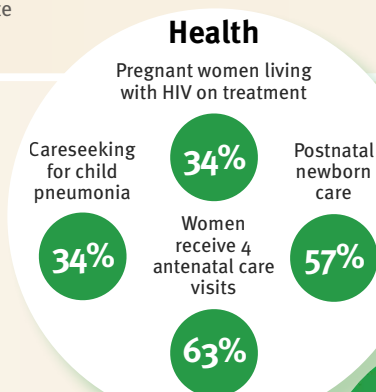
## Lifetime cost of growth deficit in early childhood



## Support and services for Early Childhood Development: Nurturing Care

Parents and caregivers need a facilitating environment of laws, policies, services and community support to assist them to provide their young children with nurturing care.

## Support and services for Early Childhood Development: Facilitating Environments



### Policies

✓ Paid maternity leave	✓ Paid paternity leave
✓ National minimum wage	
✗ Child and family social protection	
✗ International Code of Marketing of Breastmilk Substitutes	

### International Conventions

✓ Convention on the Rights of the Child
✓ Convention on the Rights of People with Disabilities
✓ CRC Sale of Children, Child Prostitution & Child Pornography
✗ Convention on Protection of Children and Cooperation in Respect of Intercountry Adoption



# Mexico

**Countdown to 2030**

Women's, Children's & Adolescents' Health

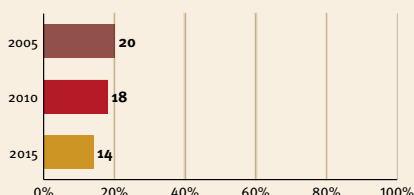
## Demographics

Population	127 540 000
Annual births	2 330 000
Children under 5	11 581 000 (9%)
Under 5 mortality	15/1 000

## Threats to Early Childhood Development

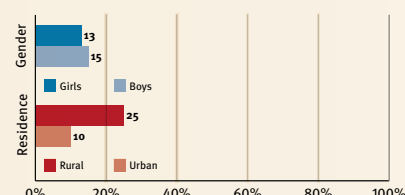
Maternal mortality	38/100 000	Young mothers (births by 18y)	21%
Low birthweight	9%	Preterm births	7%
Child poverty	3%	Under 5 stunting	12%
Harsh punishment	63%	Inadequate supervision	76%

## Young children at risk of poor development

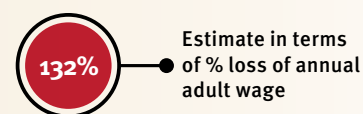


At risk in 2005, 2010 and 2015, using a composite indicator of under 5 stunting or poverty

## Risks by gender and residence



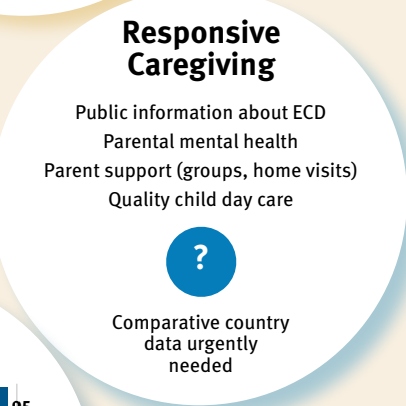
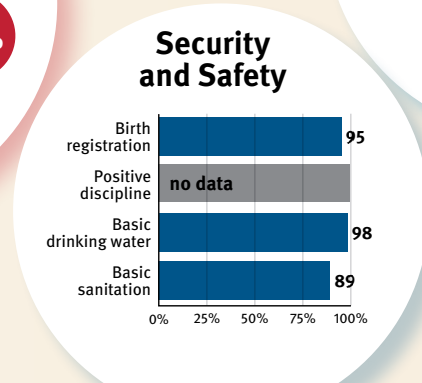
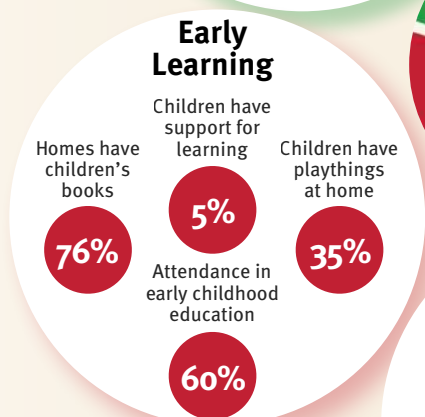
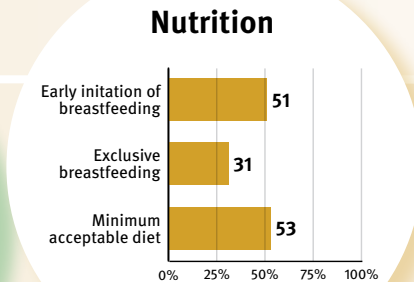
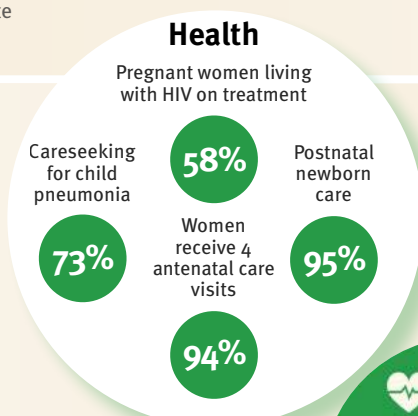
## Lifetime cost of growth deficit in early childhood



## Support and services for Early Childhood Development: Nurturing Care

Parents and caregivers need a facilitating environment of laws, policies, services and community support to assist them to provide their young children with nurturing care.

## Support and services for Early Childhood Development: Facilitating Environments



### Policies

✗	Paid maternity leave	✓	Paid paternity leave
✓	National minimum wage		
✓	Child and family social protection		
✓	International Code of Marketing of Breastmilk Substitutes		

### International Conventions

✓	Convention on the Rights of the Child
✓	Convention on the Rights of People with Disabilities
✓	CRC Sale of Children, Child Prostitution & Child Pornography
✓	Convention on Protection of Children and Cooperation in Respect of Intercountry Adoption



# Micronesia

## Countdown to 2030

Women's, Children's & Adolescents' Health

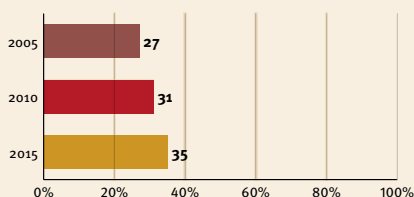
### Demographics

Population	105 000
Annual births	2 000
Children under 5	12 000 (11%)
Under 5 mortality	33/1 000

### Threats to Early Childhood Development

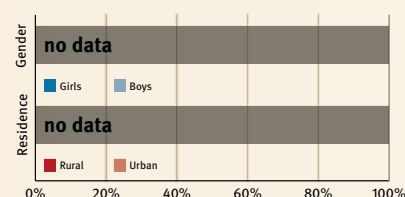
Maternal mortality	100/100 000	Young mothers (births by 18y)	no data
Low birthweight	11%	Preterm births	11%
Child poverty	no data	Under 5 stunting	23%
Harsh punishment	no data	Inadequate supervision	no data

### Young children at risk of poor development

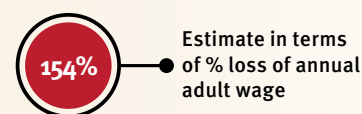


At risk in 2005, 2010 and 2015, using a composite indicator of under 5 stunting or poverty

### Risks by gender and residence



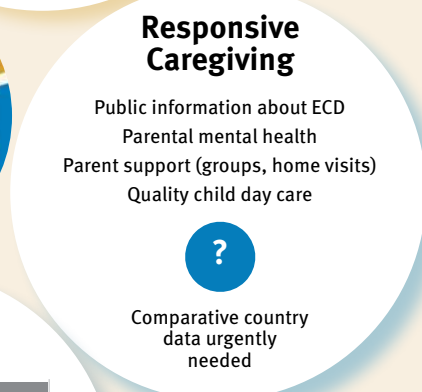
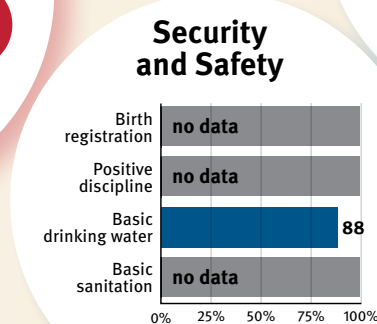
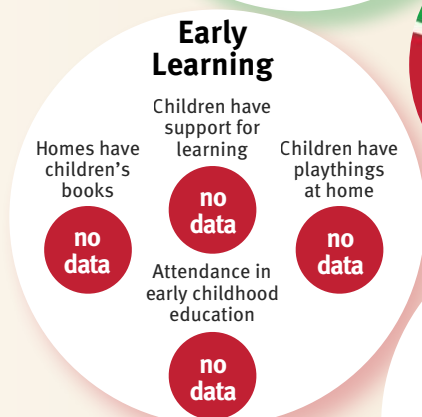
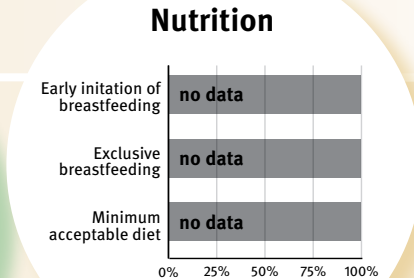
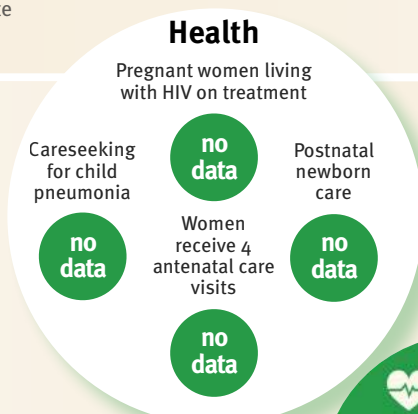
### Lifetime cost of growth deficit in early childhood



## Support and services for Early Childhood Development: Nurturing Care

Parents and caregivers need a facilitating environment of laws, policies, services and community support to assist them to provide their young children with nurturing care.

## Support and services for Early Childhood Development: Facilitating Environments



### Policies

no data	Paid maternity leave	✗	Paid paternity leave
no data	National minimum wage		
✗	Child and family social protection		
no data	International Code of Marketing of Breastmilk Substitutes		

### International Conventions

✓	Convention on the Rights of the Child
✓	Convention on the Rights of People with Disabilities
✓	CRC Sale of Children, Child Prostitution & Child Pornography
✗	Convention on Protection of Children and Cooperation in Respect of Intercountry Adoption

# Morocco

*Countdown to 2030*

Women's, Children's & Adolescents' Health

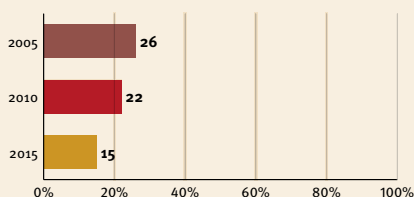
## Demographics

Population	35 277 000
Annual births	709 000
Children under 5	3 508 000 (10%)
Under 5 mortality	27/1 000

## Threats to Early Childhood Development

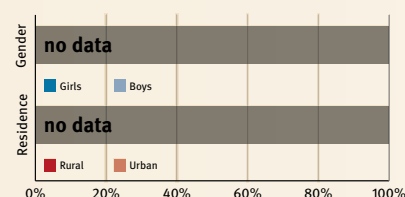
Maternal mortality	121/100 000	Young mothers (births by 18y)	8%
Low birthweight	15%	Preterm births	7%
Child poverty	no data	Under 5 stunting	22%
Harsh punishment	91%	Inadequate supervision	35%

## Young children at risk of poor development

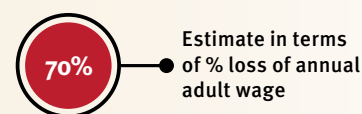


At risk in 2005, 2010 and 2015, using a composite indicator of under 5 stunting or poverty

## Risks by gender and residence



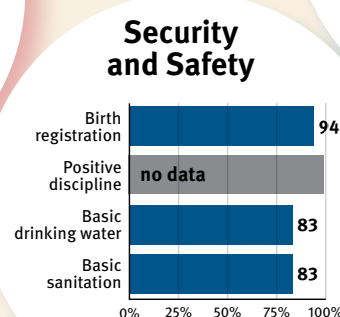
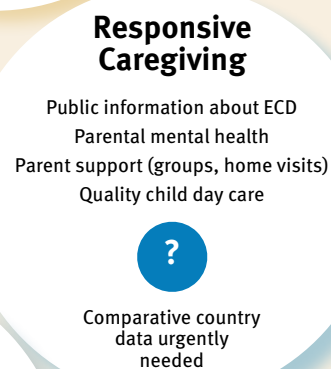
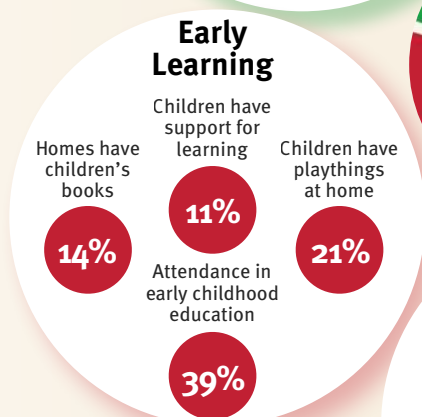
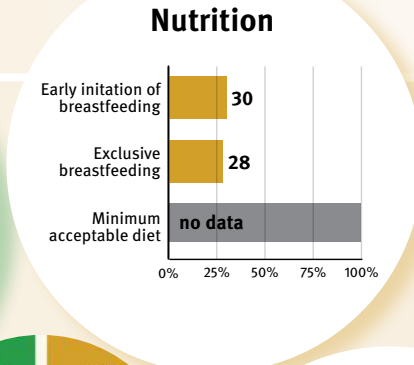
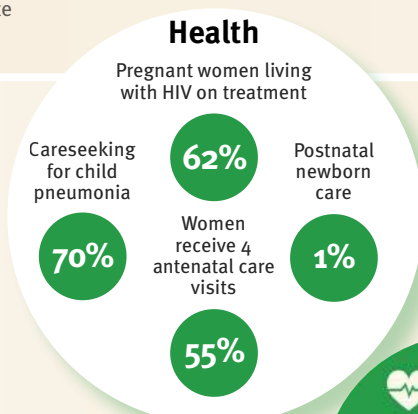
## Lifetime cost of growth deficit in early childhood



## Support and services for Early Childhood Development: Nurturing Care

Parents and caregivers need a facilitating environment of laws, policies, services and community support to assist them to provide their young children with nurturing care.

## Support and services for Early Childhood Development: Facilitating Environments



### Policies

✓	Paid maternity leave	✓	Paid paternity leave
✓	National minimum wage		
✗	Child and family social protection		
✗	International Code of Marketing of Breastmilk Substitutes		

### International Conventions

✓	Convention on the Rights of the Child
✓	Convention on the Rights of People with Disabilities
✓	CRC Sale of Children, Child Prostitution & Child Pornography
✗	Convention on Protection of Children and Cooperation in Respect of Intercountry Adoption





# Mozambique

*Countdown to 2030*

Women's, Children's & Adolescents' Health

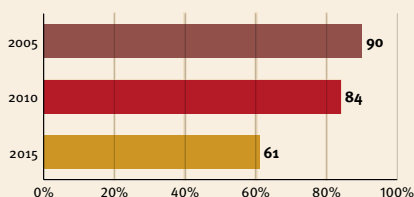
## Demographics

Population	28 829 000
Annual births	1 105 000
Children under 5	4 950 000 (17%)
Under 5 mortality	71/1 000

## Threats to Early Childhood Development

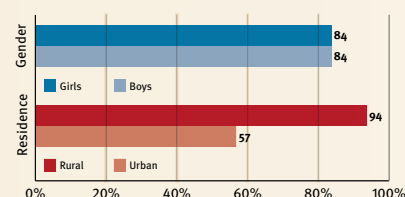
Maternal mortality	489/100 000	Young mothers (births by 18y)	40%
Low birthweight	17%	Preterm births	16%
Child poverty	82%	Under 5 stunting	41%
Harsh punishment	no data	Inadequate supervision	47%

## Young children at risk of poor development

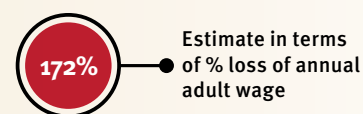


At risk in 2005, 2010 and 2015, using a composite indicator of under 5 stunting or poverty

## Risks by gender and residence



## Lifetime cost of growth deficit in early childhood

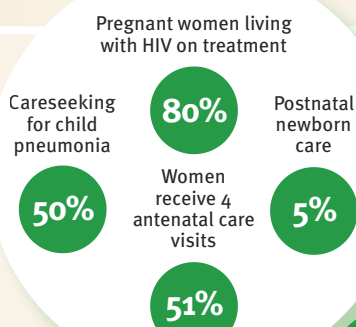


## Support and services for Early Childhood Development: Nurturing Care

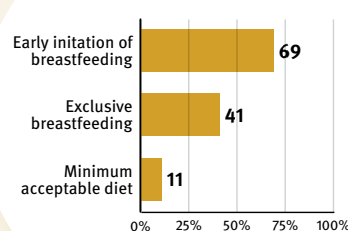
Parents and caregivers need a facilitating environment of laws, policies, services and community support to assist them to provide their young children with nurturing care.

## Support and services for Early Childhood Development: Facilitating Environments

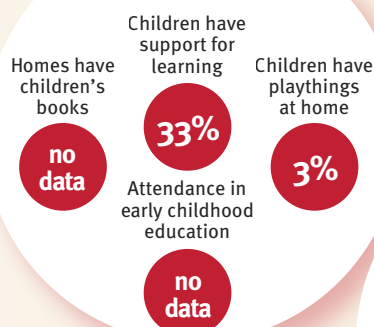
### Health



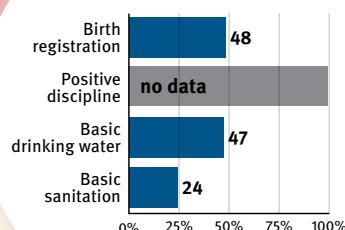
### Nutrition



### Early Learning



### Security and Safety



### Responsive Caregiving

Public information about ECD  
Parental mental health  
Parent support (groups, home visits)  
Quality child day care

?

Comparative country data urgently needed

## Policies

✗	Paid maternity leave	✓	Paid paternity leave
✓	National minimum wage		
✓	Child and family social protection		
✓	International Code of Marketing of Breastmilk Substitutes		

## International Conventions

✓	Convention on the Rights of the Child
✓	Convention on the Rights of People with Disabilities
✓	CRC Sale of Children, Child Prostitution & Child Pornography
✗	Convention on Protection of Children and Cooperation in Respect of Intercountry Adoption





# Myanmar

**Countdown to 2030**

Women's, Children's & Adolescents' Health

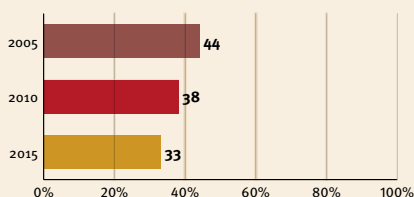
## Demographics

Population	52 885 000
Annual births	944 000
Children under 5	4 538 000 (9%)
Under 5 mortality	51/1 000

## Threats to Early Childhood Development

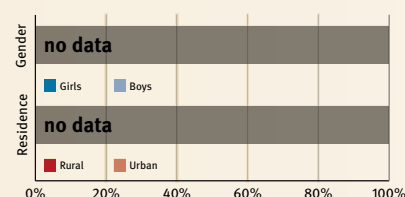
Maternal mortality	178/100 000	Young mothers (births by 18y)	5%
Low birthweight	9%	Preterm births	12%
Child poverty	11%	Under 5 stunting	35%
Harsh punishment	77%	Inadequate supervision	54%

## Young children at risk of poor development

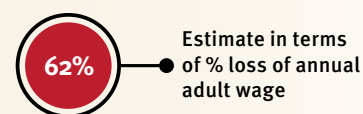


At risk in 2005, 2010 and 2015, using a composite indicator of under 5 stunting or poverty

## Risks by gender and residence



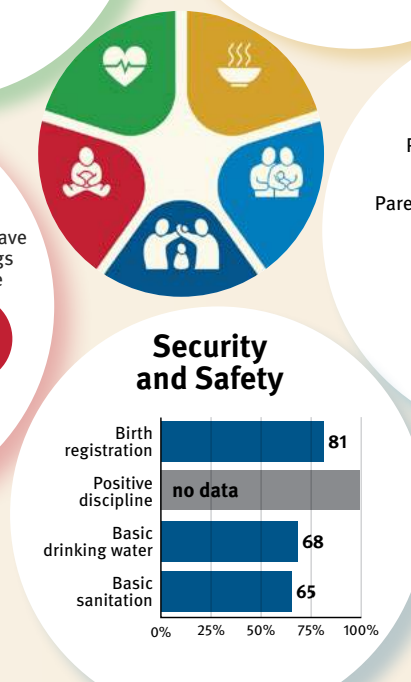
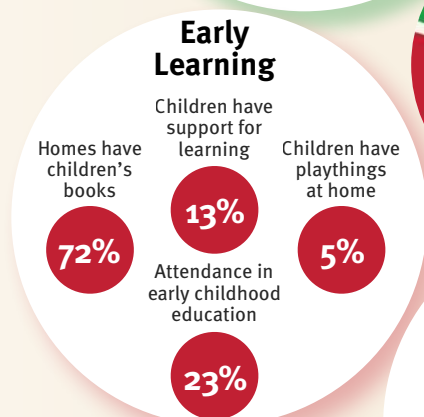
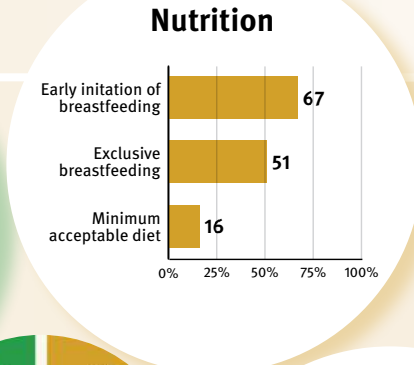
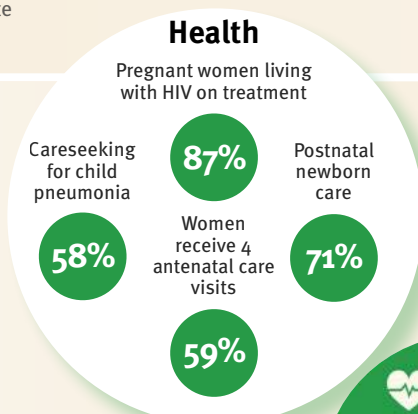
## Lifetime cost of growth deficit in early childhood



## Support and services for Early Childhood Development: Nurturing Care

Parents and caregivers need a facilitating environment of laws, policies, services and community support to assist them to provide their young children with nurturing care.

## Support and services for Early Childhood Development: Facilitating Environments



Policies	
✗	Paid maternity leave
✗	Paid paternity leave
✗	National minimum wage
✗	Child and family social protection
✓	International Code of Marketing of Breastmilk Substitutes

International Conventions	
✓	Convention on the Rights of the Child
✓	Convention on the Rights of People with Disabilities
✓	CRC Sale of Children, Child Prostitution & Child Pornography
✗	Convention on Protection of Children and Cooperation in Respect of Intercountry Adoption



# Namibia

**Countdown to 2030**

Women's, Children's & Adolescents' Health

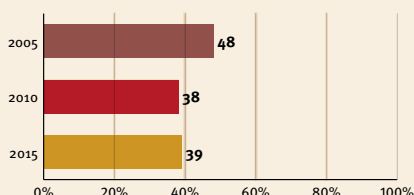
## Demographics

Population	2 480 000
Annual births	72 000
Children under 5	344 000 (14%)
Under 5 mortality	45/1 000

## Threats to Early Childhood Development

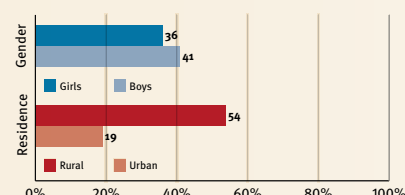
Maternal mortality	265/100 000	Young mothers (births by 18y)	15%
Low birthweight	16%	Preterm births	15%
Child poverty	19%	Under 5 stunting	22%
Harsh punishment	no data	Inadequate supervision	no data

## Young children at risk of poor development

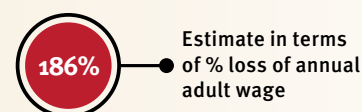


At risk in 2005, 2010 and 2015, using a composite indicator of under 5 stunting or poverty

## Risks by gender and residence



## Lifetime cost of growth deficit in early childhood

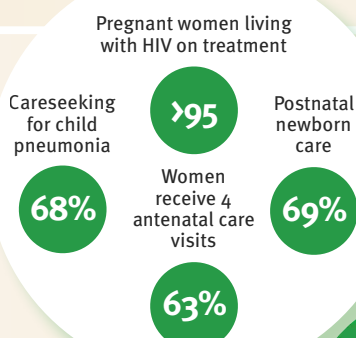


## Support and services for Early Childhood Development: Nurturing Care

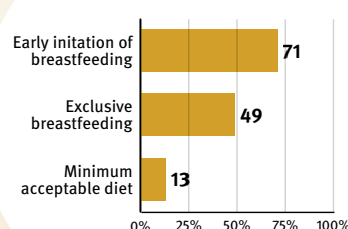
Parents and caregivers need a facilitating environment of laws, policies, services and community support to assist them to provide their young children with nurturing care.

## Support and services for Early Childhood Development: Facilitating Environments

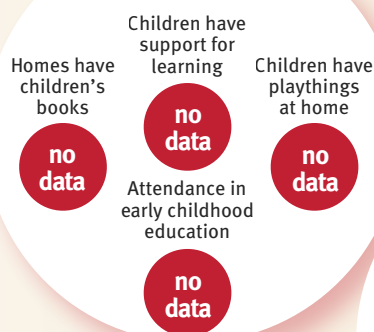
### Health



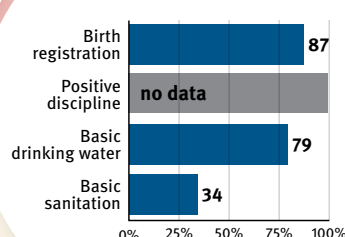
### Nutrition



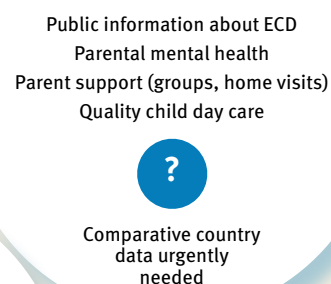
### Early Learning



### Security and Safety



### Responsive Caregiving



### Policies

✗	Paid maternity leave	✗	Paid paternity leave
✗	National minimum wage		
✓	Child and family social protection		
✗	International Code of Marketing of Breastmilk Substitutes		

### International Conventions

✓	Convention on the Rights of the Child
✓	Convention on the Rights of People with Disabilities
✓	CRC Sale of Children, Child Prostitution & Child Pornography
✓	Convention on Protection of Children and Cooperation in Respect of Intercountry Adoption



# Nepal

*Countdown to 2030*

Women's, Children's & Adolescents' Health

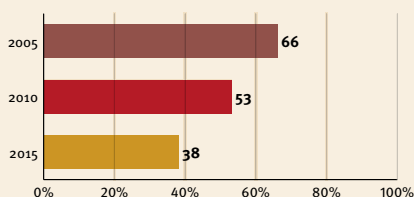
## Demographics

Population	28 983 000
Annual births	573 000
Children under 5	2 756 000 (10%)
Under 5 mortality	35/1 000

## Threats to Early Childhood Development

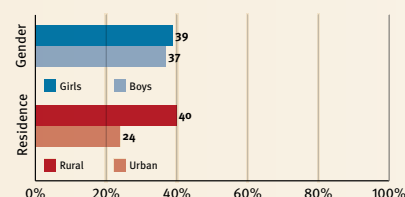
Maternal mortality	258/100 000	Young mothers (births by 18y)	16%
Low birthweight	18%	Preterm births	14%
Child poverty	12%	Under 5 stunting	37%
Harsh punishment	82%	Inadequate supervision	67%

## Young children at risk of poor development

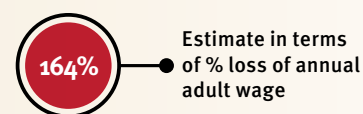


At risk in 2005, 2010 and 2015, using a composite indicator of under 5 stunting or poverty

## Risks by gender and residence



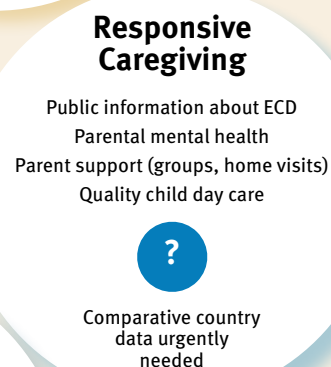
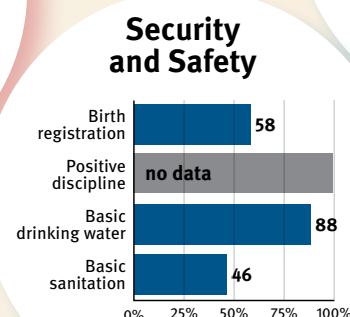
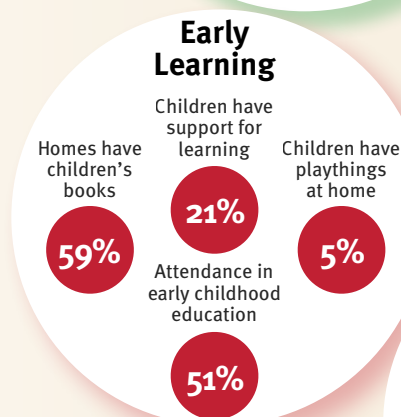
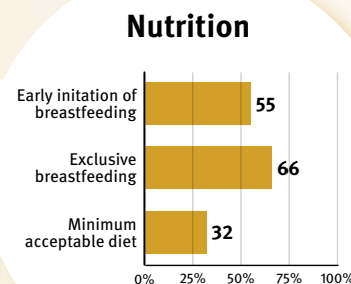
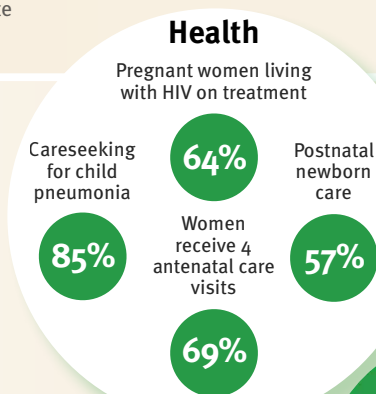
## Lifetime cost of growth deficit in early childhood



## Support and services for Early Childhood Development: Nurturing Care

Parents and caregivers need a facilitating environment of laws, policies, services and community support to assist them to provide their young children with nurturing care.

## Support and services for Early Childhood Development: Facilitating Environments



### Policies

✗	Paid maternity leave	✗	Paid paternity leave
✓	National minimum wage		
✗	Child and family social protection		
✓	International Code of Marketing of Breastmilk Substitutes		

### International Conventions

✓	Convention on the Rights of the Child
✓	Convention on the Rights of People with Disabilities
✓	CRC Sale of Children, Child Prostitution & Child Pornography
✗	Convention on Protection of Children and Cooperation in Respect of Intercountry Adoption



# Nicaragua

*Countdown to 2030*

Women's, Children's & Adolescents' Health

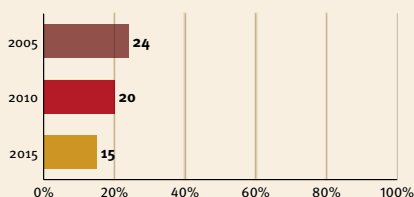
## Demographics

Population	6 150 000
Annual births	121 000
Children under 5	597 000 (10%)
Under 5 mortality	20/1 000

## Threats to Early Childhood Development

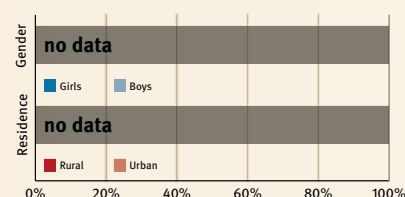
Maternal mortality	150/100 000	Young mothers (births by 18y)	28%
Low birthweight	8%	Preterm births	9%
Child poverty	no data	Under 5 stunting	21%
Harsh punishment	no data	Inadequate supervision	no data

## Young children at risk of poor development

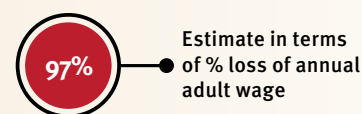


At risk in 2005, 2010 and 2015, using a composite indicator of under 5 stunting or poverty

## Risks by gender and residence



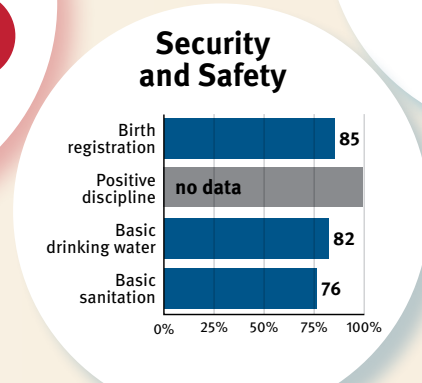
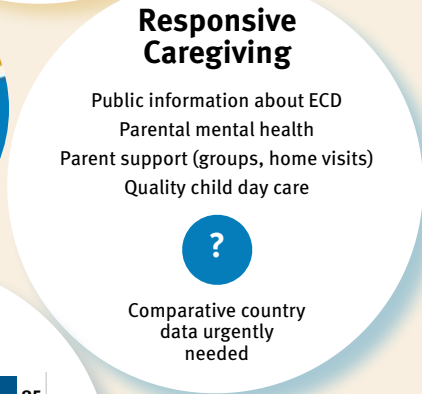
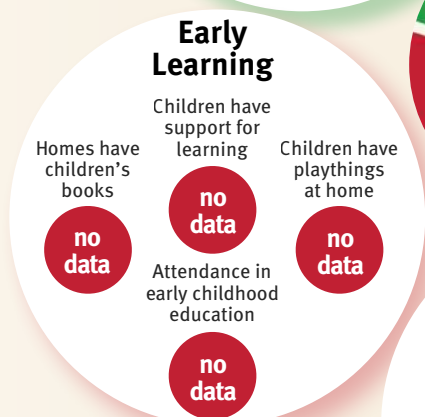
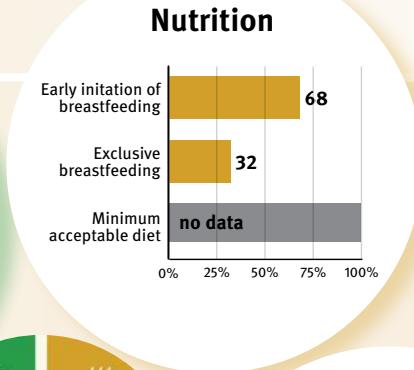
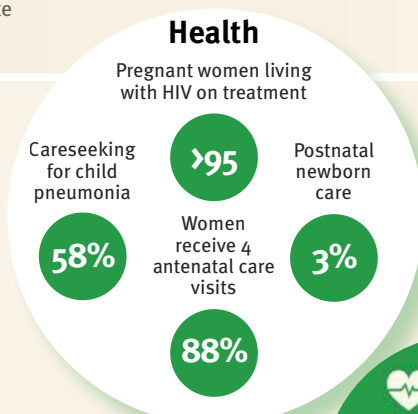
## Lifetime cost of growth deficit in early childhood



## Support and services for Early Childhood Development: Nurturing Care

Parents and caregivers need a facilitating environment of laws, policies, services and community support to assist them to provide their young children with nurturing care.

## Support and services for Early Childhood Development: Facilitating Environments



### Policies

✗	Paid maternity leave	✗	Paid paternity leave
✓	National minimum wage		
✗	Child and family social protection		
✓	International Code of Marketing of Breastmilk Substitutes		

### International Conventions

✓	Convention on the Rights of the Child
✓	Convention on the Rights of People with Disabilities
✓	CRC Sale of Children, Child Prostitution & Child Pornography
✗	Convention on Protection of Children and Cooperation in Respect of Intercountry Adoption



# Niger

**Countdown to 2030**

Women's, Children's & Adolescents' Health

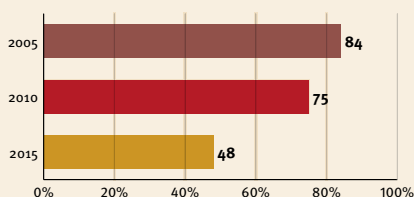
## Demographics

Population	20 673 000
Annual births	967 000
Children under 5	4 218 000 (20%)
Under 5 mortality	91/1 000

## Threats to Early Childhood Development

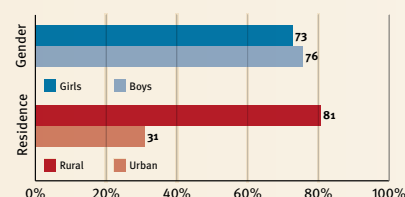
Maternal mortality	553/100 000	Young mothers (births by 18y)	48%
Low birthweight	27%	Preterm births	9%
Child poverty	57%	Under 5 stunting	43%
Harsh punishment	82%	Inadequate supervision	no data

## Young children at risk of poor development

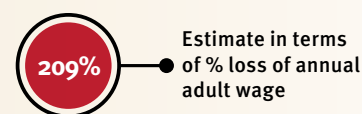


At risk in 2005, 2010 and 2015, using a composite indicator of under 5 stunting or poverty

## Risks by gender and residence



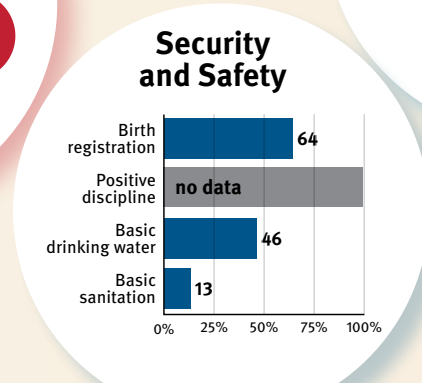
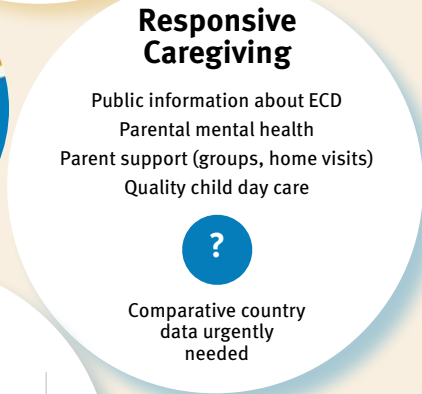
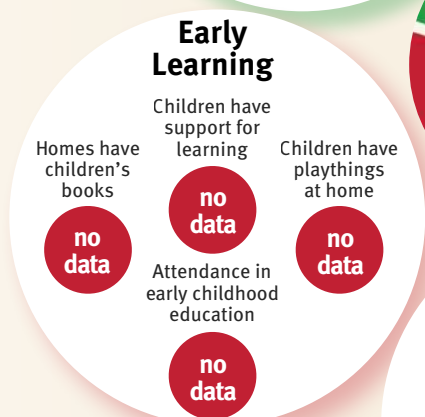
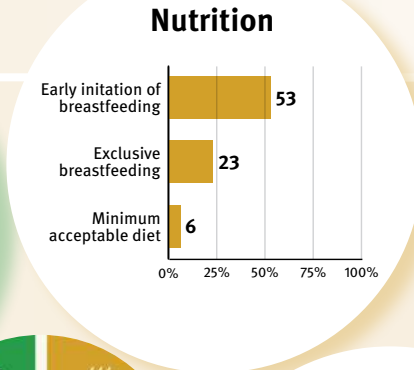
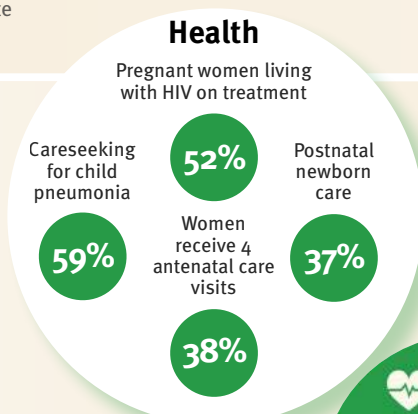
## Lifetime cost of growth deficit in early childhood



## Support and services for Early Childhood Development: Nurturing Care

Parents and caregivers need a facilitating environment of laws, policies, services and community support to assist them to provide their young children with nurturing care.

## Support and services for Early Childhood Development: Facilitating Environments



Policies	
✓ Paid maternity leave	✗ Paid paternity leave
✓ National minimum wage	
✗ Child and family social protection	
✓ International Code of Marketing of Breastmilk Substitutes	

International Conventions	
✓ Convention on the Rights of the Child	
✓ Convention on the Rights of People with Disabilities	
✓ CRC Sale of Children, Child Prostitution & Child Pornography	
✗ Convention on Protection of Children and Cooperation in Respect of Intercountry Adoption	





# Nigeria

*Countdown to 2030*

Women's, Children's & Adolescents' Health

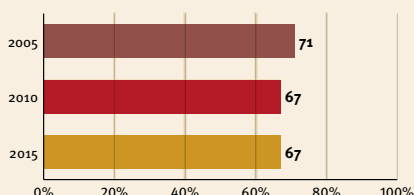
## Demographics

Population	185 990 000
Annual births	7 141 000
Children under 5	31 802 000 (17%)
Under 5 mortality	104/1 000

## Threats to Early Childhood Development

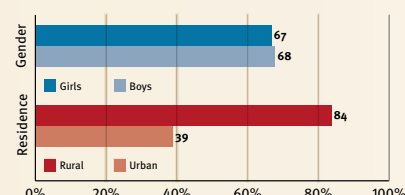
Maternal mortality	814/100 000	Young mothers (births by 18y)	29%
Low birthweight	15%	Preterm births	12%
Child poverty	54%	Under 5 stunting	33%
Harsh punishment	91%	Inadequate supervision	65%

## Young children at risk of poor development

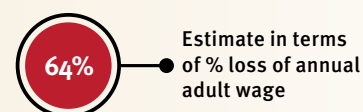


At risk in 2005, 2010 and 2015, using a composite indicator of under 5 stunting or poverty

## Risks by gender and residence



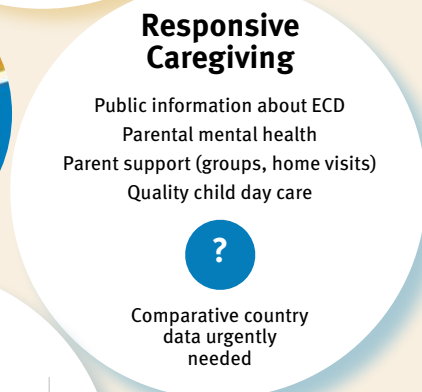
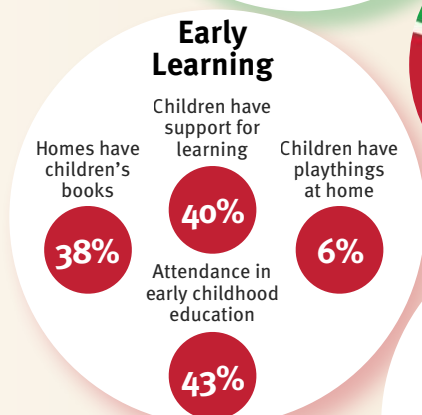
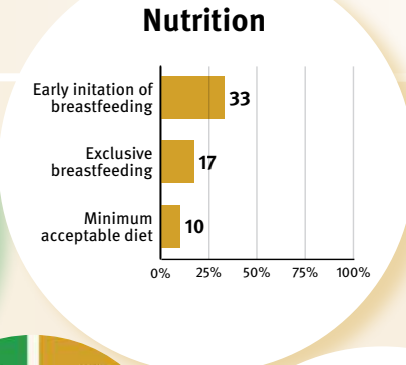
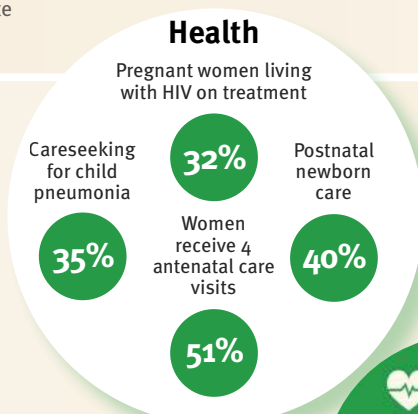
## Lifetime cost of growth deficit in early childhood



## Support and services for Early Childhood Development: Nurturing Care

Parents and caregivers need a facilitating environment of laws, policies, services and community support to assist them to provide their young children with nurturing care.

## Support and services for Early Childhood Development: Facilitating Environments



Policies	
✗	Paid maternity leave
✗	Paid paternity leave
✓	National minimum wage
✗	Child and family social protection
✓	International Code of Marketing of Breastmilk Substitutes

International Conventions	
✓	Convention on the Rights of the Child
✓	Convention on the Rights of People with Disabilities
✓	CRC Sale of Children, Child Prostitution & Child Pornography
✗	Convention on Protection of Children and Cooperation in Respect of Intercountry Adoption



# Pakistan

*Countdown to 2030*

Women's, Children's & Adolescents' Health

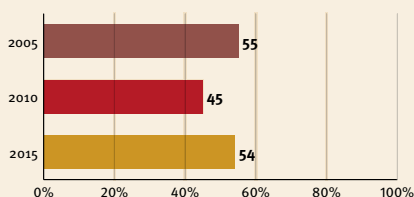
## Demographics

Population	193 203 000
Annual births	5 439 000
Children under 5	24 963 000 (13%)
Under 5 mortality	79/1 000

## Threats to Early Childhood Development

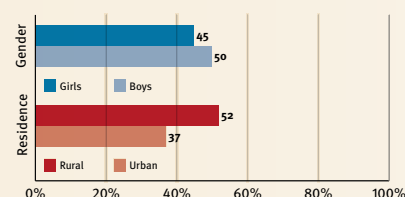
Maternal mortality	178/100 000	Young mothers (births by 18y)	8%
Low birthweight	32%	Preterm births	16%
Child poverty	9%	Under 5 stunting	45%
Harsh punishment	no data	Inadequate supervision	no data

## Young children at risk of poor development

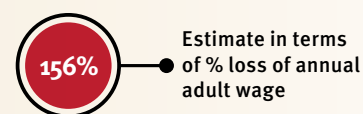


At risk in 2005, 2010 and 2015, using a composite indicator of under 5 stunting or poverty

## Risks by gender and residence



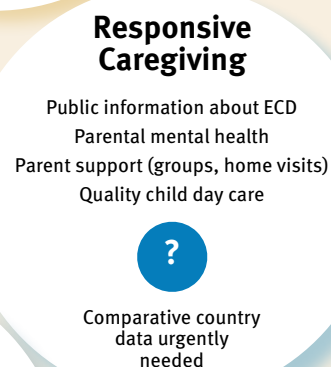
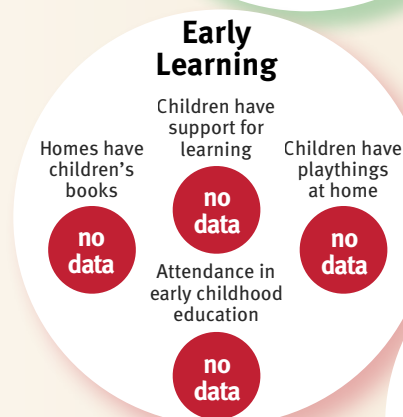
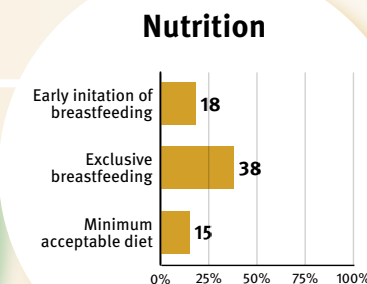
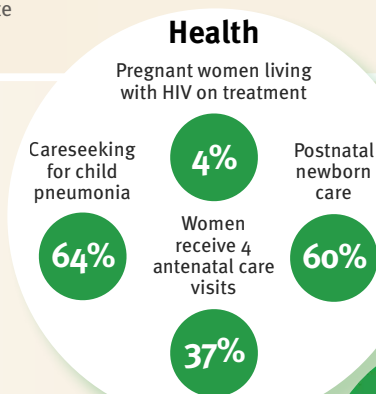
## Lifetime cost of growth deficit in early childhood



## Support and services for Early Childhood Development: Nurturing Care

Parents and caregivers need a facilitating environment of laws, policies, services and community support to assist them to provide their young children with nurturing care.

## Support and services for Early Childhood Development: Facilitating Environments



## Policies

✗	Paid maternity leave	✗	Paid paternity leave
✓	National minimum wage		
✓	Child and family social protection		
✓	International Code of Marketing of Breastmilk Substitutes		

## International Conventions

✓	Convention on the Rights of the Child
✓	Convention on the Rights of People with Disabilities
✓	CRC Sale of Children, Child Prostitution & Child Pornography
✗	Convention on Protection of Children and Cooperation in Respect of Intercountry Adoption



# Panama

## Countdown to 2030

Women's, Children's & Adolescents' Health

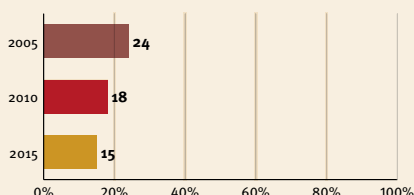
### Demographics

Population	4 034 000
Annual births	79 000
Children under 5	388 000 (10%)
Under 5 mortality	16/1 000

### Threats to Early Childhood Development

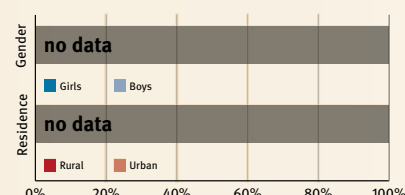
Maternal mortality	94/100 000	Young mothers (births by 18y)	no data
Low birthweight	8%	Preterm births	8%
Child poverty	no data	Under 5 stunting	13%
Harsh punishment	45%	Inadequate supervision	74%

### Young children at risk of poor development

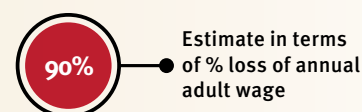


At risk in 2005, 2010 and 2015, using a composite indicator of under 5 stunting or poverty

### Risks by gender and residence



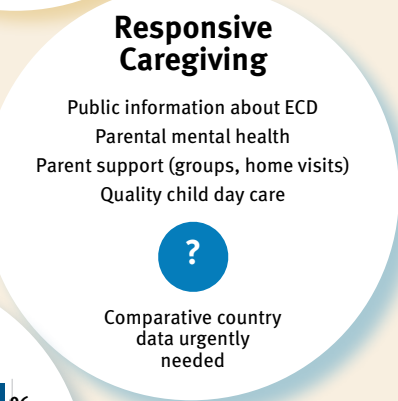
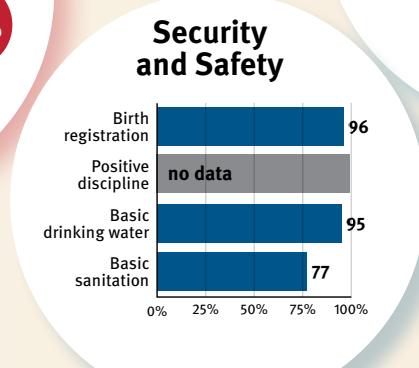
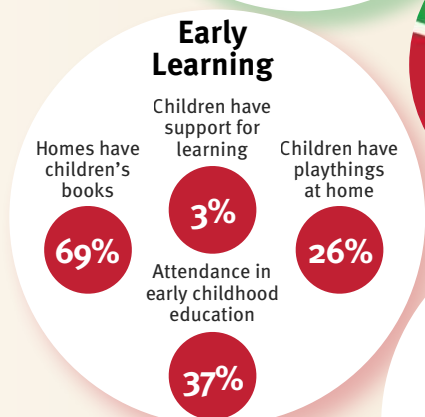
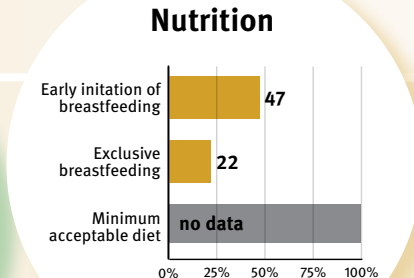
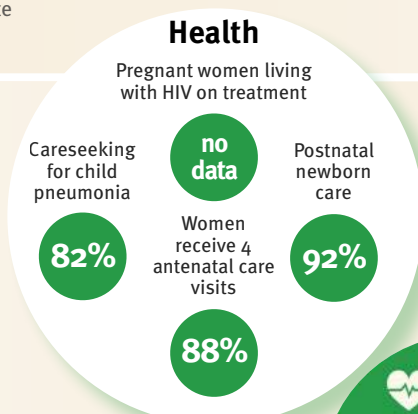
### Lifetime cost of growth deficit in early childhood



## Support and services for Early Childhood Development: Nurturing Care

Parents and caregivers need a facilitating environment of laws, policies, services and community support to assist them to provide their young children with nurturing care.

## Support and services for Early Childhood Development: Facilitating Environments



Policies	
✓ Paid maternity leave	✗ Paid paternity leave
✓ National minimum wage	
✓ Child and family social protection	
✓ International Code of Marketing of Breastmilk Substitutes	

International Conventions	
✓ Convention on the Rights of the Child	
✓ Convention on the Rights of People with Disabilities	
✓ CRC Sale of Children, Child Prostitution & Child Pornography	
✓ Convention on Protection of Children and Cooperation in Respect of Intercountry Adoption	



# Papua New Guinea

*Countdown to 2030*

Women's, Children's & Adolescents' Health

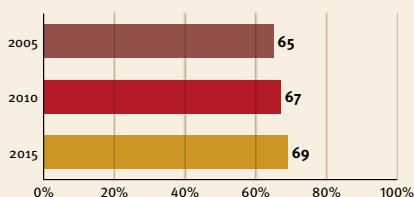
## Demographics

Population	8 085 000
Annual births	221 000
Children under 5	1 033 000 (13%)
Under 5 mortality	54/1 000

## Threats to Early Childhood Development

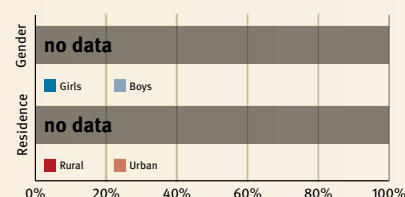
Maternal mortality	215/100 000	Young mothers (births by 18y)	14%
Low birthweight	11%	Preterm births	7%
Child poverty	no data	Under 5 stunting	38%
Harsh punishment	no data	Inadequate supervision	no data

## Young children at risk of poor development

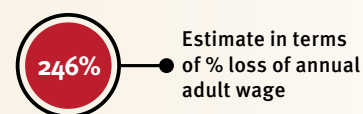


At risk in 2005, 2010 and 2015, using a composite indicator of under 5 stunting or poverty

## Risks by gender and residence



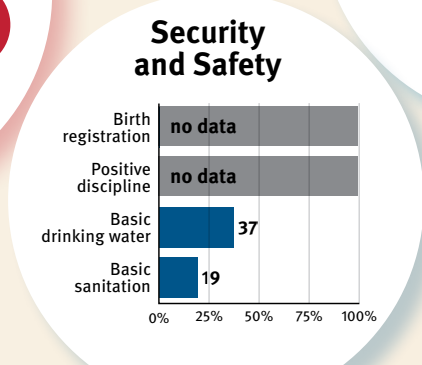
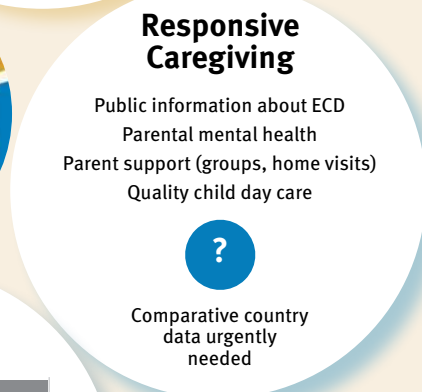
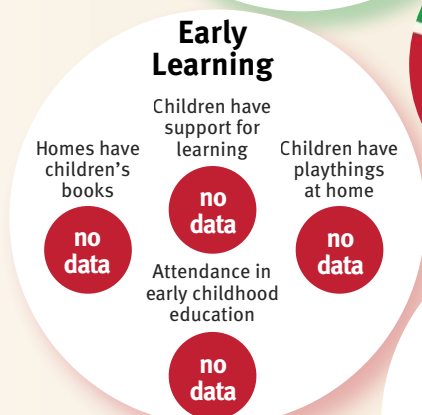
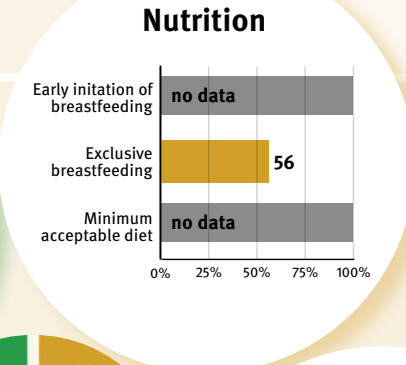
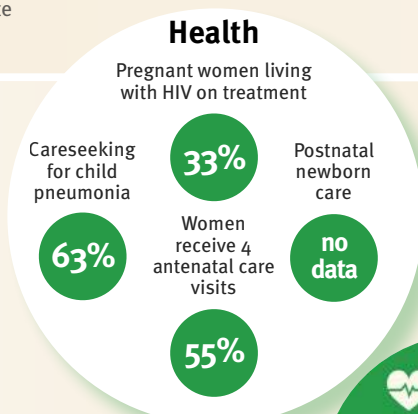
## Lifetime cost of growth deficit in early childhood



## Support and services for Early Childhood Development: Nurturing Care

Parents and caregivers need a facilitating environment of laws, policies, services and community support to assist them to provide their young children with nurturing care.

## Support and services for Early Childhood Development: Facilitating Environments



### Policies

✗	Paid maternity leave	✗	Paid paternity leave
✓	National minimum wage		
✗	Child and family social protection		
✓	International Code of Marketing of Breastmilk Substitutes		

### International Conventions

✓	Convention on the Rights of the Child
✗	Convention on the Rights of People with Disabilities
✓	CRC Sale of Children, Child Prostitution & Child Pornography
✗	Convention on Protection of Children and Cooperation in Respect of Intercountry Adoption



# Paraguay

*Countdown to 2030*

Women's, Children's & Adolescents' Health

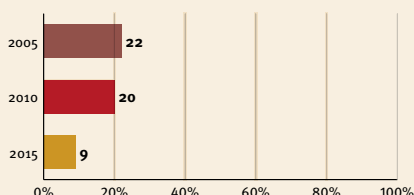
## Demographics

Population	6 725 000
Annual births	140 000
Children under 5	672 000 (10%)
Under 5 mortality	20/1 000

## Threats to Early Childhood Development

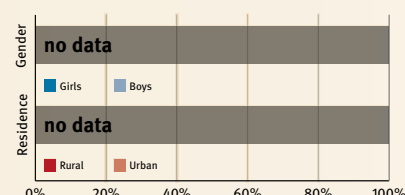
Maternal mortality	132/100 000	Young mothers (births by 18y)	no data
Low birthweight	6%	Preterm births	8%
Child poverty	2%	Under 5 stunting	11%
Harsh punishment	no data	Inadequate supervision	no data

## Young children at risk of poor development

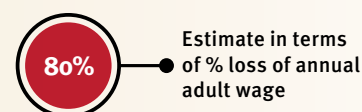


At risk in 2005, 2010 and 2015, using a composite indicator of under 5 stunting or poverty

## Risks by gender and residence



## Lifetime cost of growth deficit in early childhood



## Support and services for Early Childhood Development: Nurturing Care

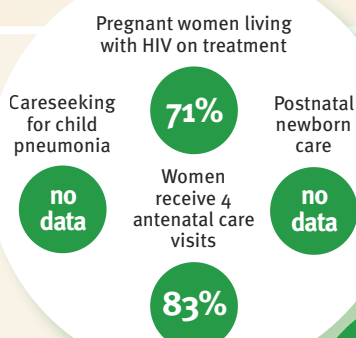
Parents and caregivers need a facilitating environment of laws, policies, services and community support to assist them to provide their young children with nurturing care.

## Support and services for Early Childhood Development: Facilitating Environments

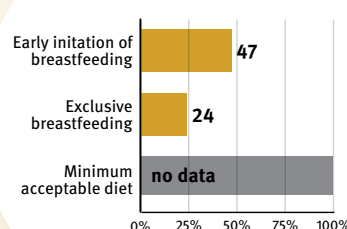
Policies	
✓ Paid maternity leave	✓ Paid paternity leave
✓ National minimum wage	
✗ Child and family social protection	
✓ International Code of Marketing of Breastmilk Substitutes	

International Conventions	
✓ Convention on the Rights of the Child	
✓ Convention on the Rights of People with Disabilities	
✓ CRC Sale of Children, Child Prostitution & Child Pornography	
✓ Convention on Protection of Children and Cooperation in Respect of Intercountry Adoption	

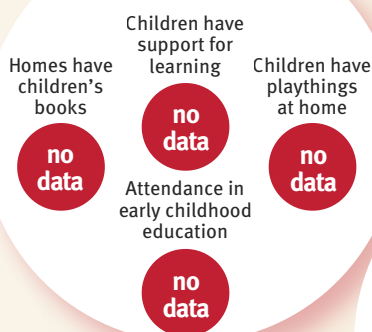
### Health



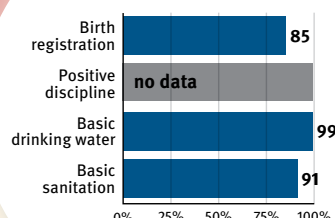
### Nutrition



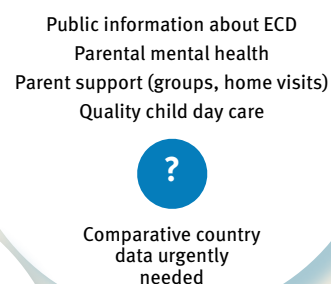
### Early Learning



### Security and Safety



### Responsive Caregiving







# Peru

## Countdown to 2030

Women's, Children's & Adolescents' Health

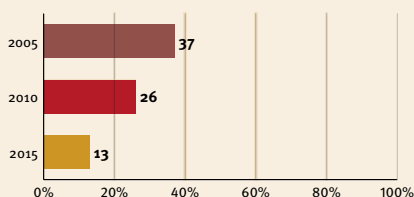
### Demographics

Population	31 774 000
Annual births	615 000
Children under 5	3 033 000 (10%)
Under 5 mortality	15/1 000

### Threats to Early Childhood Development

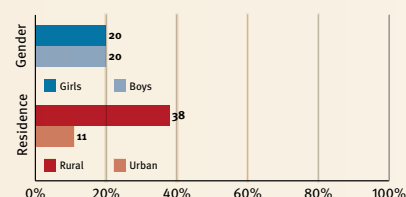
Maternal mortality	68/100 000	Young mothers (births by 18y)	16%
Low birthweight	7%	Preterm births	7%
Child poverty	4%	Under 5 stunting	15%
Harsh punishment	no data	Inadequate supervision	no data

### Young children at risk of poor development

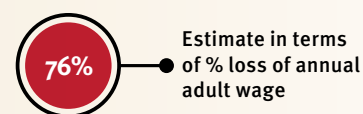


At risk in 2005, 2010 and 2015, using a composite indicator of under 5 stunting or poverty

### Risks by gender and residence



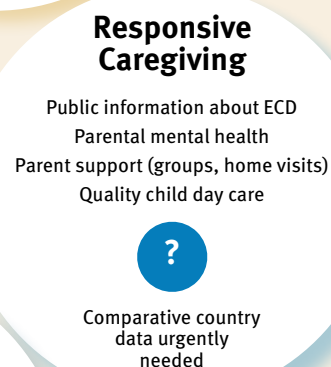
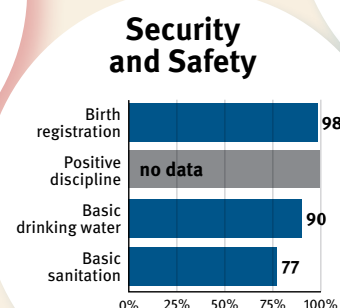
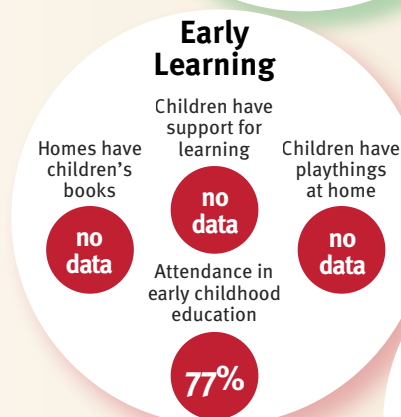
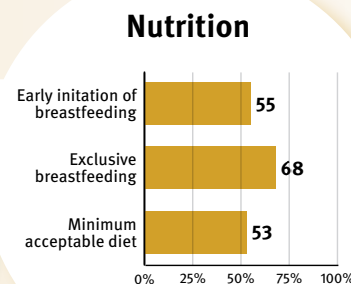
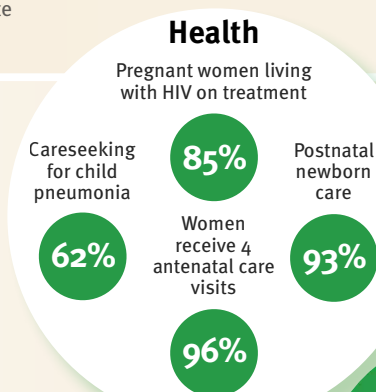
### Lifetime cost of growth deficit in early childhood



## Support and services for Early Childhood Development: Nurturing Care

Parents and caregivers need a facilitating environment of laws, policies, services and community support to assist them to provide their young children with nurturing care.

## Support and services for Early Childhood Development: Facilitating Environments



### Policies

✗	Paid maternity leave	✗	Paid paternity leave
✓	National minimum wage		
✓	Child and family social protection		
✓	International Code of Marketing of Breastmilk Substitutes		

### International Conventions

✓	Convention on the Rights of the Child
✓	Convention on the Rights of People with Disabilities
✓	CRC Sale of Children, Child Prostitution & Child Pornography
✓	Convention on Protection of Children and Cooperation in Respect of Intercountry Adoption



# Philippines

## Countdown to 2030

Women's, Children's & Adolescents' Health

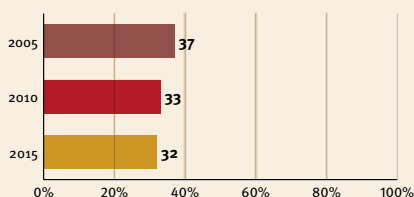
### Demographics

Population	103 320 000
Annual births	2 386 000
Children under 5	11 530 000 (11%)
Under 5 mortality	27/1 000

### Threats to Early Childhood Development

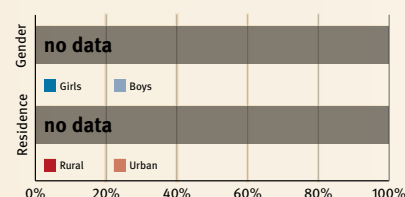
Maternal mortality	114/100 000	Young mothers (births by 18y)	8%
Low birthweight	21%	Preterm births	15%
Child poverty	no data	Under 5 stunting	30%
Harsh punishment	no data	Inadequate supervision	no data

### Young children at risk of poor development

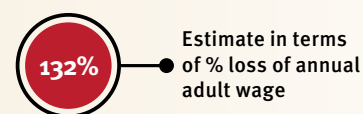


At risk in 2005, 2010 and 2015, using a composite indicator of under 5 stunting or poverty

### Risks by gender and residence



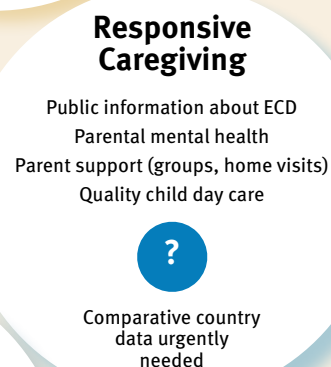
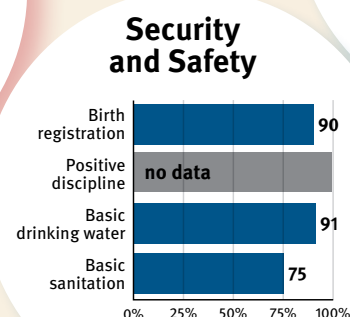
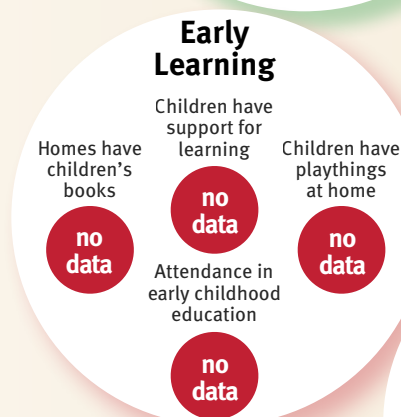
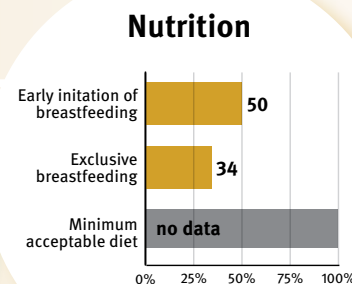
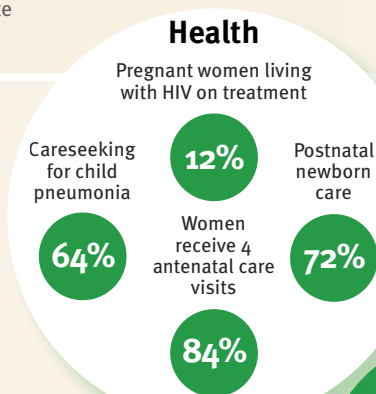
### Lifetime cost of growth deficit in early childhood



## Support and services for Early Childhood Development: Nurturing Care

Parents and caregivers need a facilitating environment of laws, policies, services and community support to assist them to provide their young children with nurturing care.

## Support and services for Early Childhood Development: Facilitating Environments



### Policies

✗	Paid maternity leave	✓	Paid paternity leave
✓	National minimum wage		
✗	Child and family social protection		
✓	International Code of Marketing of Breastmilk Substitutes		

### International Conventions

✓	Convention on the Rights of the Child
✓	Convention on the Rights of People with Disabilities
✓	CRC Sale of Children, Child Prostitution & Child Pornography
✓	Convention on Protection of Children and Cooperation in Respect of Intercountry Adoption



# Rwanda

*Countdown to 2030*

Women's, Children's & Adolescents' Health

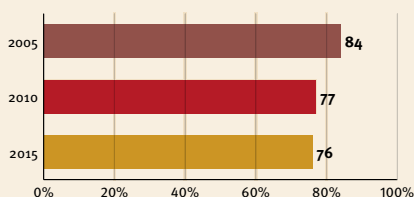
## Demographics

Population	11 918 000
Annual births	370 000
Children under 5	1 740 000 (15%)
Under 5 mortality	39/1 000

## Threats to Early Childhood Development

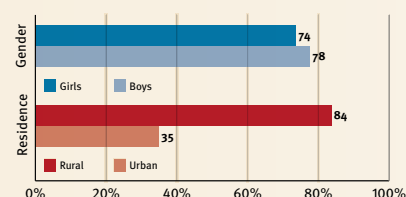
Maternal mortality	290/100 000	Young mothers (births by 18y)	8%
Low birthweight	7%	Preterm births	10%
Child poverty	68%	Under 5 stunting	38%
Harsh punishment	no data	Inadequate supervision	49%

## Young children at risk of poor development

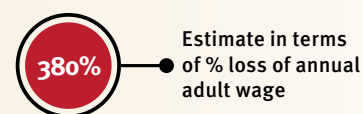


At risk in 2005, 2010 and 2015, using a composite indicator of under 5 stunting or poverty

## Risks by gender and residence



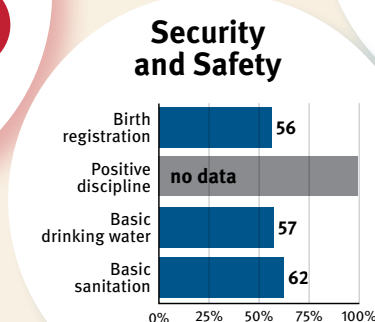
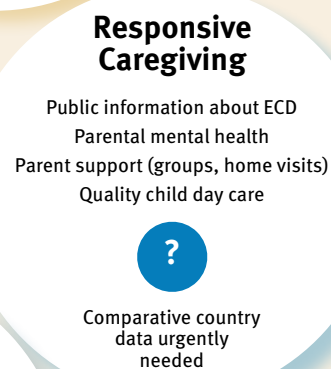
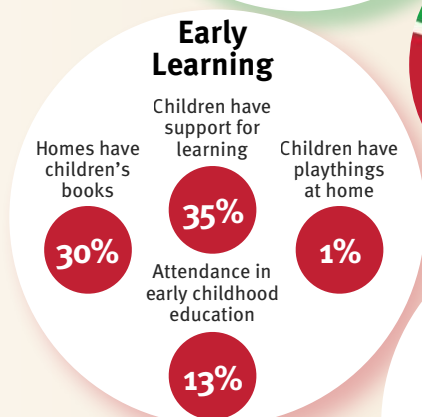
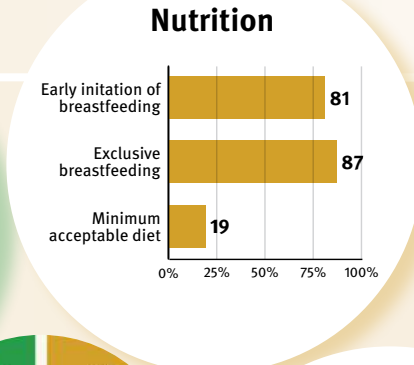
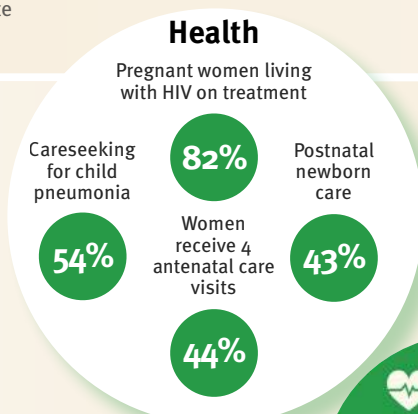
## Lifetime cost of growth deficit in early childhood



## Support and services for Early Childhood Development: Nurturing Care

Parents and caregivers need a facilitating environment of laws, policies, services and community support to assist them to provide their young children with nurturing care.

## Support and services for Early Childhood Development: Facilitating Environments



### Policies

✗	Paid maternity leave	✓	Paid paternity leave
no data	National minimum wage		
✗	Child and family social protection		
✓	International Code of Marketing of Breastmilk Substitutes		

### International Conventions

✓	Convention on the Rights of the Child
✓	Convention on the Rights of People with Disabilities
✓	CRC Sale of Children, Child Prostitution & Child Pornography
✓	Convention on Protection of Children and Cooperation in Respect of Intercountry Adoption



# Sao Tome and Principe

*Countdown to 2030*

Women's, Children's & Adolescents' Health

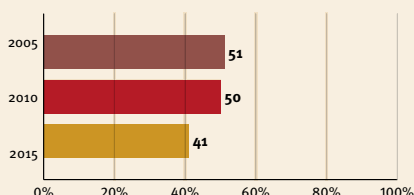
## Demographics

Population	200 000
Annual births	7 000
Children under 5	31 000 (16%)
Under 5 mortality	34/1 000

## Threats to Early Childhood Development

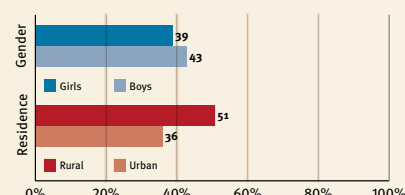
Maternal mortality	156/100 000	Young mothers (births by 18y)	27%
Low birthweight	10%	Preterm births	10%
Child poverty	29%	Under 5 stunting	17%
Harsh punishment	80%	Inadequate supervision	63%

## Young children at risk of poor development

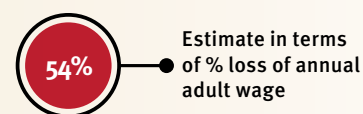


At risk in 2005, 2010 and 2015, using a composite indicator of under 5 stunting or poverty

## Risks by gender and residence



## Lifetime cost of growth deficit in early childhood

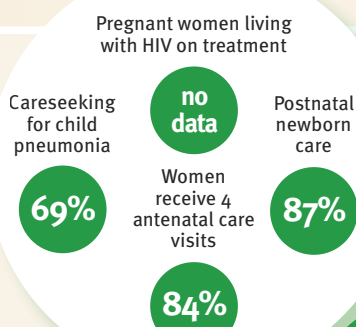


## Support and services for Early Childhood Development: Nurturing Care

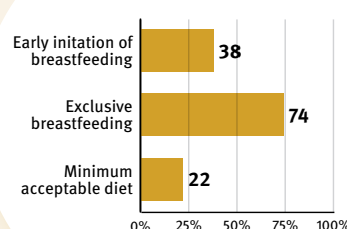
Parents and caregivers need a facilitating environment of laws, policies, services and community support to assist them to provide their young children with nurturing care.

## Support and services for Early Childhood Development: Facilitating Environments

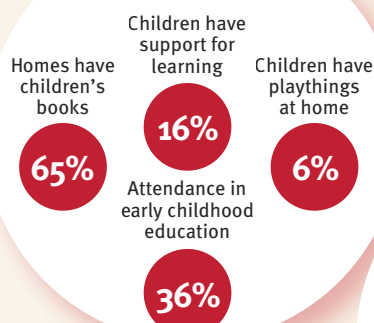
### Health



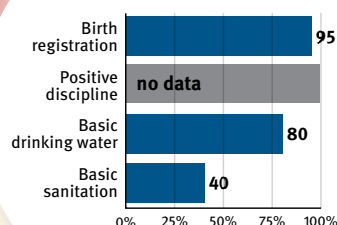
### Nutrition



### Early Learning



### Security and Safety



### Responsive Caregiving

Public information about ECD  
Parental mental health  
Parent support (groups, home visits)  
Quality child day care

?

Comparative country data urgently needed

## Policies

✗	Paid maternity leave	✗	Paid paternity leave
no data	National minimum wage		
✗	Child and family social protection		
✗	International Code of Marketing of Breastmilk Substitutes		

## International Conventions

✓	Convention on the Rights of the Child
✗	Convention on the Rights of People with Disabilities
✓	CRC Sale of Children, Child Prostitution & Child Pornography
✗	Convention on Protection of Children and Cooperation in Respect of Intercountry Adoption

# Senegal

*Countdown to 2030*

Women's, Children's & Adolescents' Health

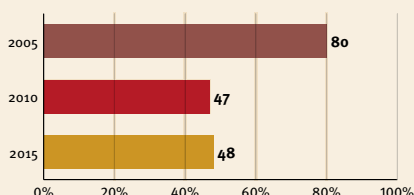
## Demographics

Population	15 412 000
Annual births	542 000
Children under 5	2 544 000 (17%)
Under 5 mortality	47/1 000

## Threats to Early Childhood Development

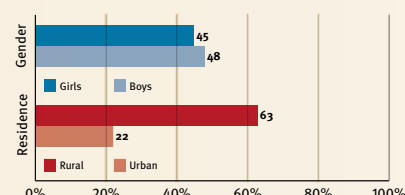
Maternal mortality	315/100 000	Young mothers (births by 18y)	18%
Low birthweight	19%	Preterm births	10%
Child poverty	32%	Under 5 stunting	21%
Harsh punishment	no data	Inadequate supervision	no data

## Young children at risk of poor development

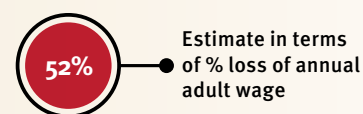


At risk in 2005, 2010 and 2015, using a composite indicator of under 5 stunting or poverty

## Risks by gender and residence



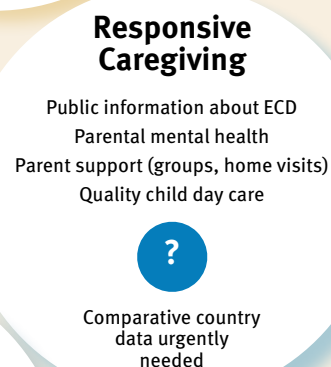
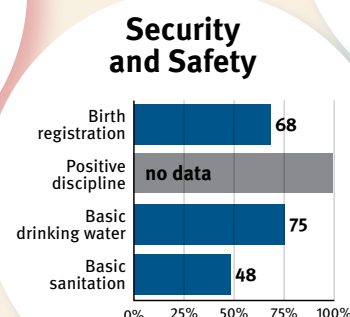
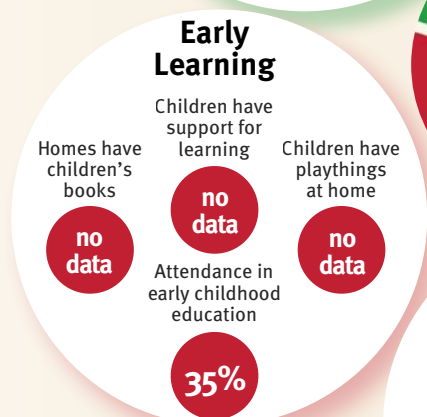
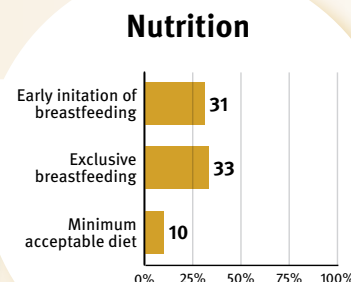
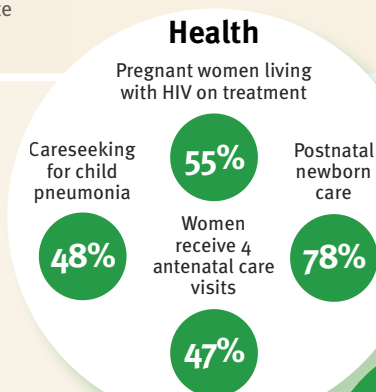
## Lifetime cost of growth deficit in early childhood



## Support and services for Early Childhood Development: Nurturing Care

Parents and caregivers need a facilitating environment of laws, policies, services and community support to assist them to provide their young children with nurturing care.

## Support and services for Early Childhood Development: Facilitating Environments



### Policies

✓	Paid maternity leave	✗	Paid paternity leave
✓	National minimum wage		
✗	Child and family social protection		
✓	International Code of Marketing of Breastmilk Substitutes		

### International Conventions

✓	Convention on the Rights of the Child
✓	Convention on the Rights of People with Disabilities
✓	CRC Sale of Children, Child Prostitution & Child Pornography
✓	Convention on Protection of Children and Cooperation in Respect of Intercountry Adoption





# Sierra Leone

## Countdown to 2030

Women's, Children's & Adolescents' Health

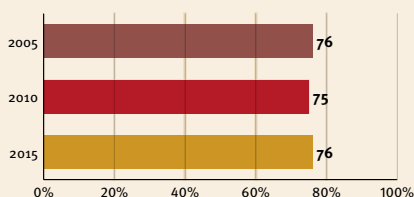
### Demographics

Population	7 396 000
Annual births	258 000
Children under 5	1 141 000 (15%)
Under 5 mortality	114/1 000

### Threats to Early Childhood Development

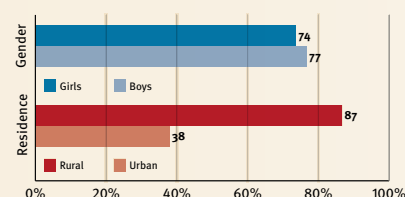
Maternal mortality	1360/100 000	Young mothers (births by 18y)	36%
Low birthweight	11%	Preterm births	10%
Child poverty	60%	Under 5 stunting	38%
Harsh punishment	82%	Inadequate supervision	54%

### Young children at risk of poor development

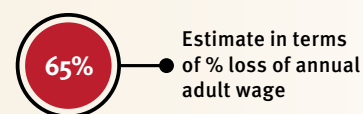


At risk in 2005, 2010 and 2015, using a composite indicator of under 5 stunting or poverty

### Risks by gender and residence



### Lifetime cost of growth deficit in early childhood

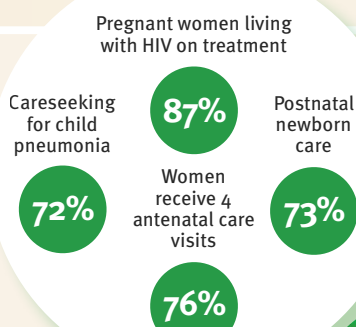


## Support and services for Early Childhood Development: Nurturing Care

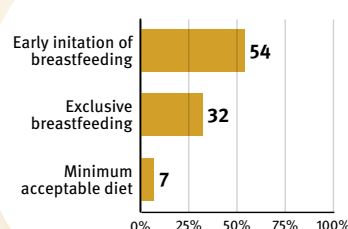
Parents and caregivers need a facilitating environment of laws, policies, services and community support to assist them to provide their young children with nurturing care.

## Support and services for Early Childhood Development: Facilitating Environments

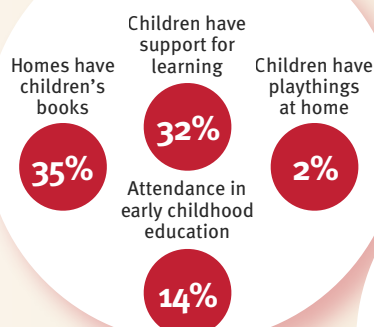
### Health



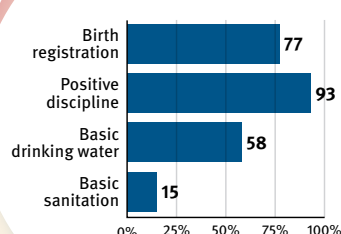
### Nutrition



### Early Learning



### Security and Safety



### Responsive Caregiving

Public information about ECD  
Parental mental health  
Parent support (groups, home visits)  
Quality child day care

?

Comparative country data urgently needed

### Policies

✗	Paid maternity leave	✗	Paid paternity leave
✗	National minimum wage		
✗	Child and family social protection		
✗	International Code of Marketing of Breastmilk Substitutes		

### International Conventions

✓	Convention on the Rights of the Child
✓	Convention on the Rights of People with Disabilities
✓	CRC Sale of Children, Child Prostitution & Child Pornography
✗	Convention on Protection of Children and Cooperation in Respect of Intercountry Adoption



# Solomon Islands

**Countdown to 2030**

Women's, Children's & Adolescents' Health

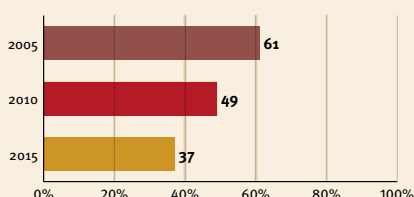
## Demographics

Population	599 000
Annual births	17 000
Children under 5	83 000 (14%)
Under 5 mortality	26/1 000

## Threats to Early Childhood Development

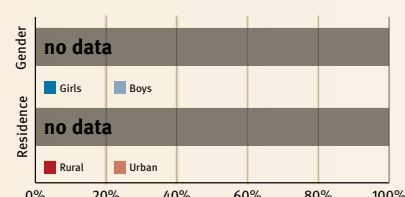
Maternal mortality	114/100 000	Young mothers (births by 18y)	15%
Low birthweight	13%	Preterm births	12%
Child poverty	no data	Under 5 stunting	31%
Harsh punishment	86%	Inadequate supervision	no data

## Young children at risk of poor development

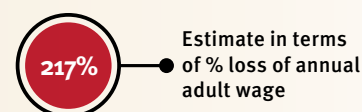


At risk in 2005, 2010 and 2015, using a composite indicator of under 5 stunting or poverty

## Risks by gender and residence



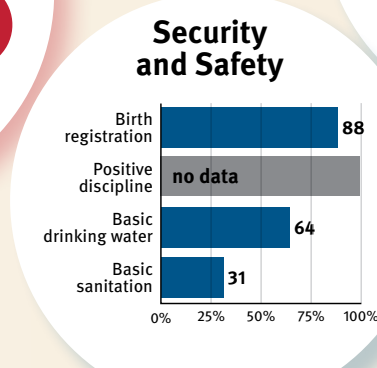
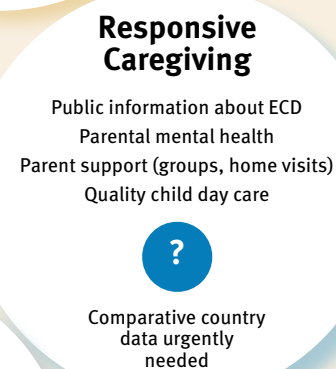
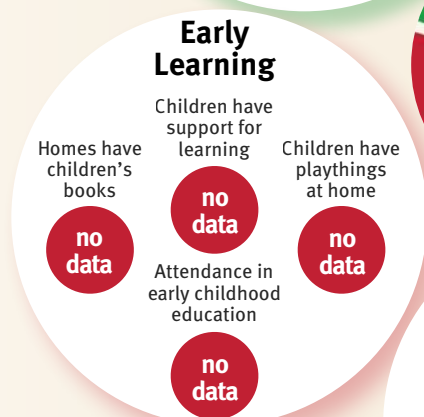
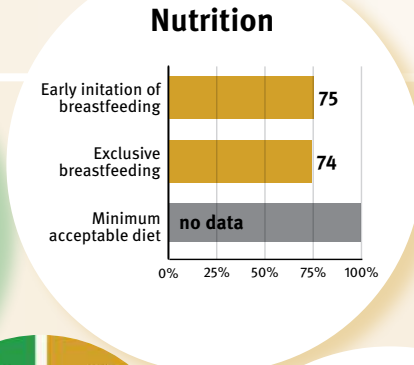
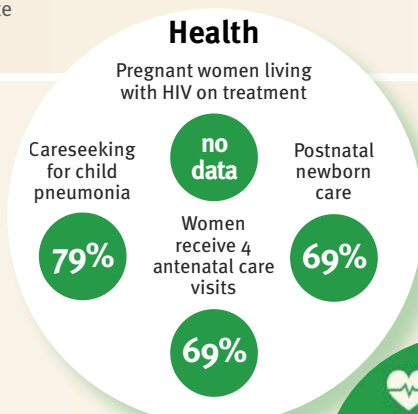
## Lifetime cost of growth deficit in early childhood



## Support and services for Early Childhood Development: Nurturing Care

Parents and caregivers need a facilitating environment of laws, policies, services and community support to assist them to provide their young children with nurturing care.

## Support and services for Early Childhood Development: Facilitating Environments



### Policies

✗	Paid maternity leave	✗	Paid paternity leave
✓	National minimum wage		
✗	Child and family social protection		
✓	International Code of Marketing of Breastmilk Substitutes		

### International Conventions

✓	Convention on the Rights of the Child
✓	Convention on the Rights of People with Disabilities
✓	CRC Sale of Children, Child Prostitution & Child Pornography
✗	Convention on Protection of Children and Cooperation in Respect of Intercountry Adoption



# Somalia

## Countdown to 2030

Women's, Children's & Adolescents' Health

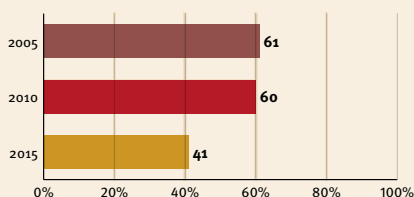
### Demographics

Population	14 318 000
Annual births	609 000
Children under 5	2 617 000 (18%)
Under 5 mortality	133/1 000

### Threats to Early Childhood Development

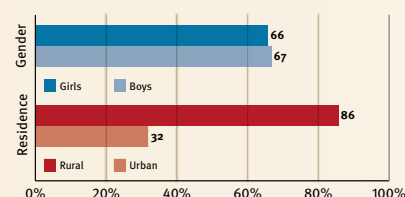
Maternal mortality	732/100 000	Young mothers (births by 18y)	no data
Low birthweight	no data	Preterm births	12%
Child poverty	no data	Under 5 stunting	38%
Harsh punishment	no data	Inadequate supervision	79%

### Young children at risk of poor development

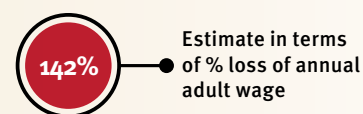


At risk in 2005, 2010 and 2015, using a composite indicator of under 5 stunting or poverty

### Risks by gender and residence



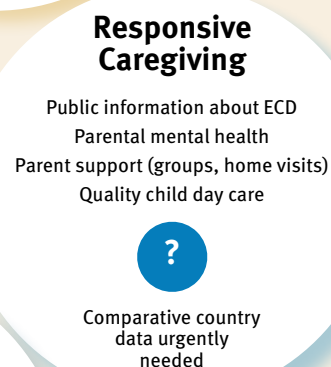
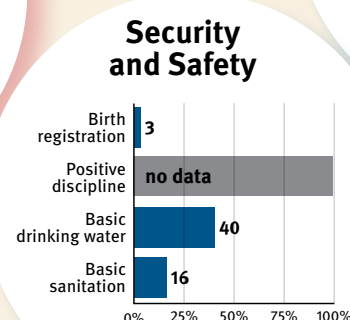
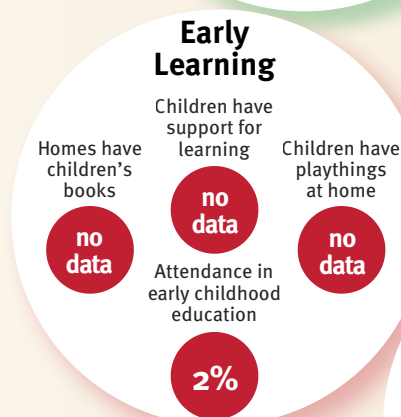
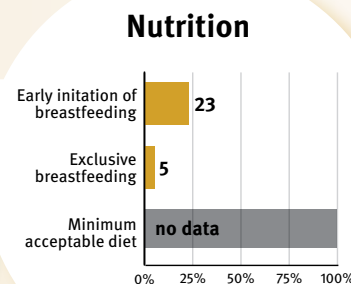
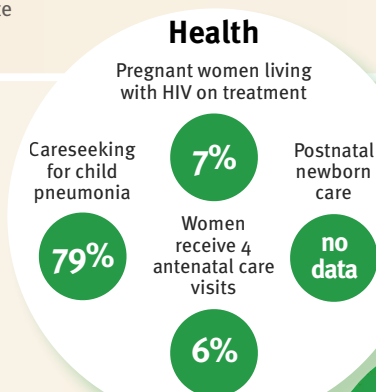
### Lifetime cost of growth deficit in early childhood



## Support and services for Early Childhood Development: Nurturing Care

Parents and caregivers need a facilitating environment of laws, policies, services and community support to assist them to provide their young children with nurturing care.

## Support and services for Early Childhood Development: Facilitating Environments



### Policies

✗	Paid maternity leave	✗	Paid paternity leave
✗	National minimum wage		
✗	Child and family social protection		
✗	International Code of Marketing of Breastmilk Substitutes		

### International Conventions

✓	Convention on the Rights of the Child
✗	Convention on the Rights of People with Disabilities
✗	CRC Sale of Children, Child Prostitution & Child Pornography
✗	Convention on Protection of Children and Cooperation in Respect of Intercountry Adoption



# South Africa

**Countdown to 2030**

Women's, Children's & Adolescents' Health

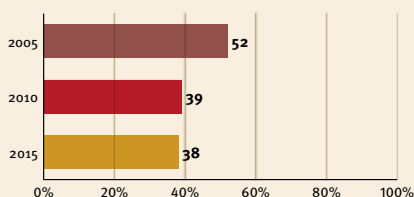
## Demographics

Population	56 015 000
Annual births	1 176 000
Children under 5	5 705 000 (10%)
Under 5 mortality	43/1 000

## Threats to Early Childhood Development

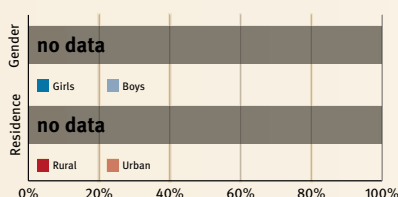
Maternal mortality	138/100 000	Young mothers (births by 18y)	15%
Low birthweight	no data	Preterm births	8%
Child poverty	no data	Under 5 stunting	23%
Harsh punishment	no data	Inadequate supervision	no data

## Young children at risk of poor development

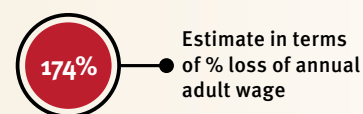


At risk in 2005, 2010 and 2015, using a composite indicator of under 5 stunting or poverty

## Risks by gender and residence



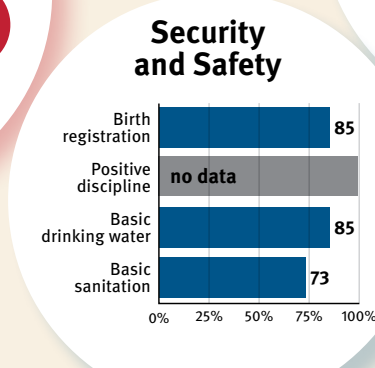
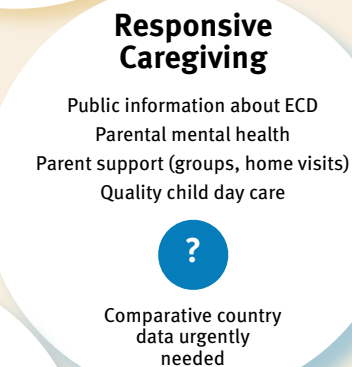
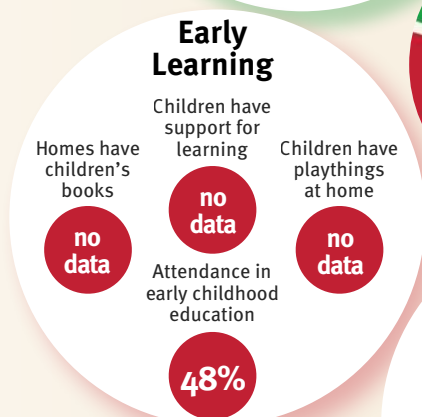
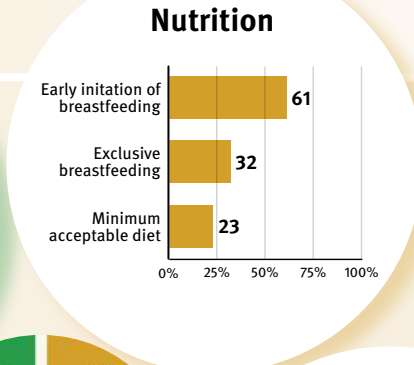
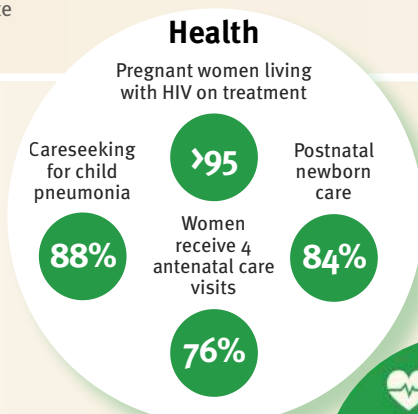
## Lifetime cost of growth deficit in early childhood



## Support and services for Early Childhood Development: Nurturing Care

Parents and caregivers need a facilitating environment of laws, policies, services and community support to assist them to provide their young children with nurturing care.

## Support and services for Early Childhood Development: Facilitating Environments



### Policies

✗	Paid maternity leave	✓	Paid paternity leave
✓	National minimum wage		
✓	Child and family social protection		
✓	International Code of Marketing of Breastmilk Substitutes		

### International Conventions

✓	Convention on the Rights of the Child
✓	Convention on the Rights of People with Disabilities
✓	CRC Sale of Children, Child Prostitution & Child Pornography
✓	Convention on Protection of Children and Cooperation in Respect of Intercountry Adoption



# Sudan

**Countdown to 2030**

Women's, Children's & Adolescents' Health

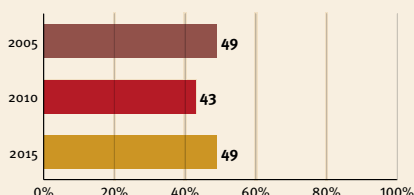
## Demographics

Population	39 579 000
Annual births	1 290 000
Children under 5	5 940 000 (15%)
Under 5 mortality	65/1 000

## Threats to Early Childhood Development

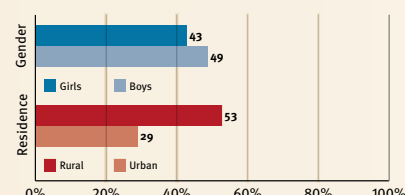
Maternal mortality	311/100 000	Young mothers (births by 18y)	22%
Low birthweight	no data	Preterm births	13%
Child poverty	17%	Under 5 stunting	38%
Harsh punishment	64%	Inadequate supervision	no data

## Young children at risk of poor development

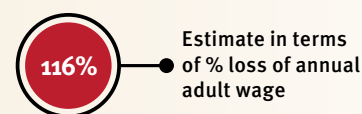


At risk in 2005, 2010 and 2015, using a composite indicator of under 5 stunting or poverty

## Risks by gender and residence



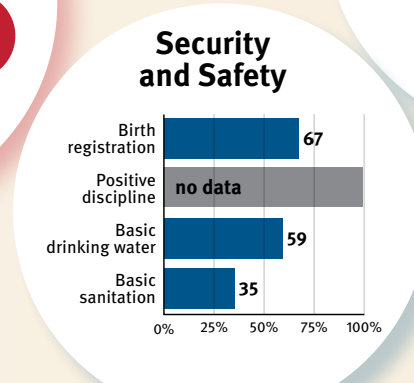
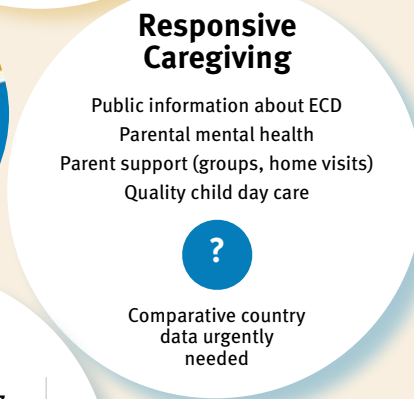
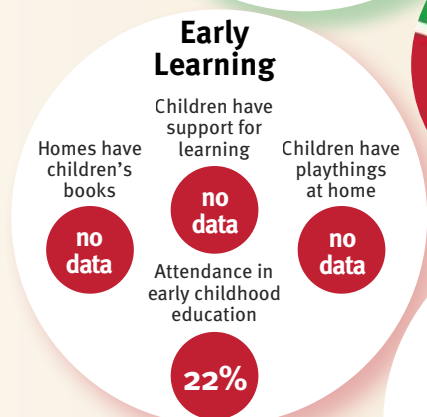
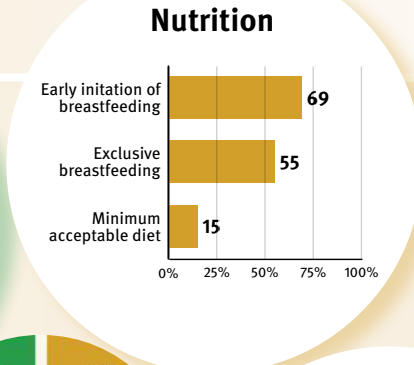
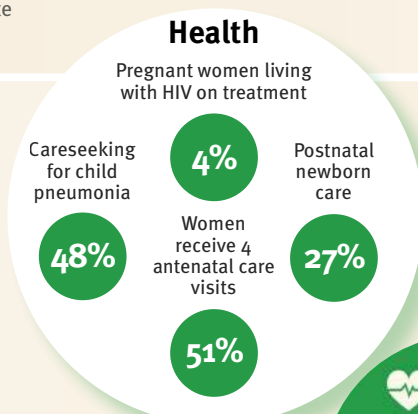
## Lifetime cost of growth deficit in early childhood



## Support and services for Early Childhood Development: Nurturing Care

Parents and caregivers need a facilitating environment of laws, policies, services and community support to assist them to provide their young children with nurturing care.

## Support and services for Early Childhood Development: Facilitating Environments



Policies	
✗	Paid maternity leave
✗	Paid paternity leave
✓	National minimum wage
✗	Child and family social protection
✓	International Code of Marketing of Breastmilk Substitutes

International Conventions	
✓	Convention on the Rights of the Child
✓	Convention on the Rights of People with Disabilities
✓	CRC Sale of Children, Child Prostitution & Child Pornography
✗	Convention on Protection of Children and Cooperation in Respect of Intercountry Adoption





# Suriname

**Countdown to 2030**

Women's, Children's & Adolescents' Health

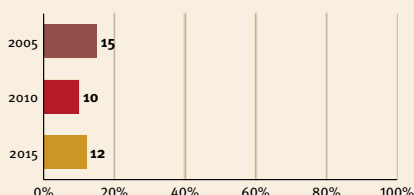
## Demographics

Population	558 000
Annual births	10 000
Children under 5	50 000 (9%)
Under 5 mortality	20/1 000

## Threats to Early Childhood Development

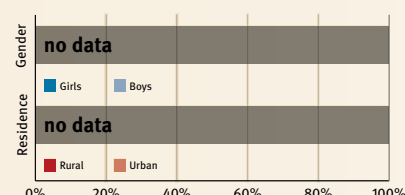
Maternal mortality	155/100 000	Young mothers (births by 18y)	no data
Low birthweight	14%	Preterm births	9%
Child poverty	no data	Under 5 stunting	12%
Harsh punishment	86%	Inadequate supervision	73%

## Young children at risk of poor development

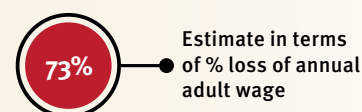


At risk in 2005, 2010 and 2015, using a composite indicator of under 5 stunting or poverty

## Risks by gender and residence



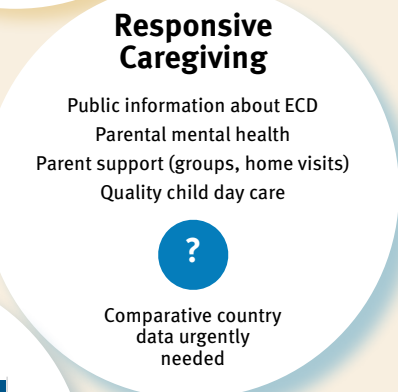
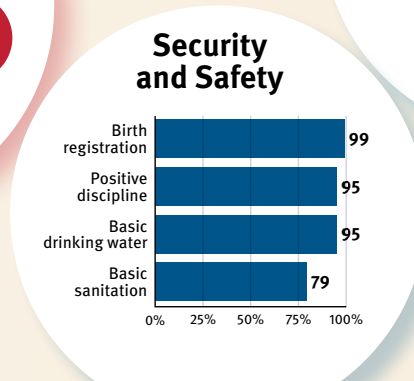
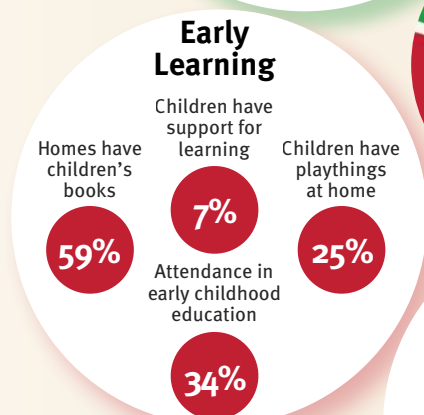
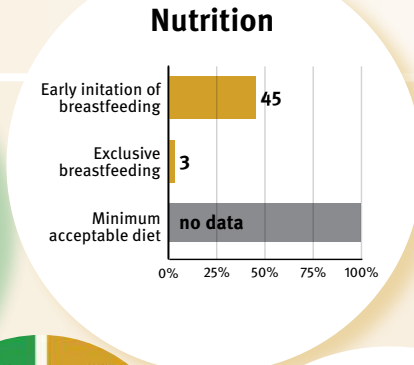
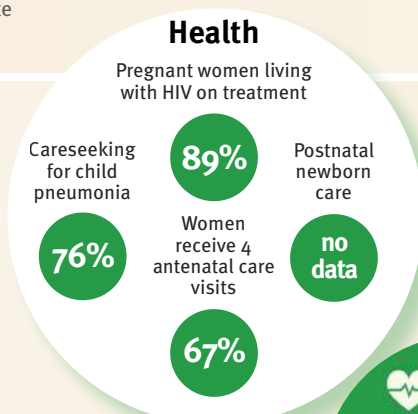
## Lifetime cost of growth deficit in early childhood



## Support and services for Early Childhood Development: Nurturing Care

Parents and caregivers need a facilitating environment of laws, policies, services and community support to assist them to provide their young children with nurturing care.

## Support and services for Early Childhood Development: Facilitating Environments



## Policies

no data	Paid maternity leave	✗	Paid paternity leave
✗	National minimum wage		
no data	Child and family social protection		
✗	International Code of Marketing of Breastmilk Substitutes		

## International Conventions

✓	Convention on the Rights of the Child
✓	Convention on the Rights of People with Disabilities
✓	CRC Sale of Children, Child Prostitution & Child Pornography
✗	Convention on Protection of Children and Cooperation in Respect of Intercountry Adoption



# Swaziland

## Countdown to 2030

Women's, Children's & Adolescents' Health

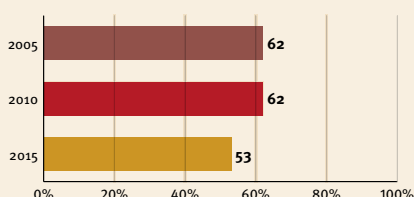
### Demographics

Population	1 343 000
Annual births	39 000
Children under 5	180 000 (13%)
Under 5 mortality	70/1 000

### Threats to Early Childhood Development

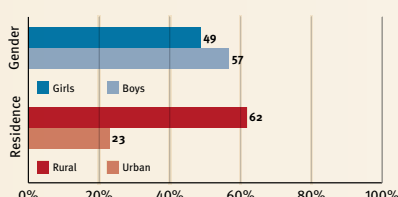
Maternal mortality	389/100 000	Young mothers (births by 18y)	17%
Low birthweight	9%	Preterm births	14%
Child poverty	49%	Under 5 stunting	25%
Harsh punishment	88%	Inadequate supervision	39%

### Young children at risk of poor development

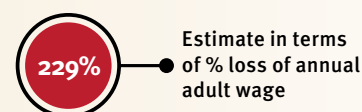


At risk in 2005, 2010 and 2015, using a composite indicator of under 5 stunting or poverty

### Risks by gender and residence



### Lifetime cost of growth deficit in early childhood

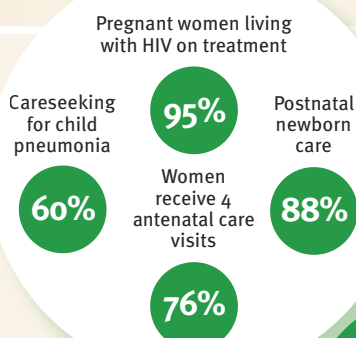


## Support and services for Early Childhood Development: Nurturing Care

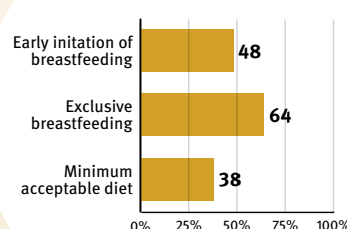
Parents and caregivers need a facilitating environment of laws, policies, services and community support to assist them to provide their young children with nurturing care.

## Support and services for Early Childhood Development: Facilitating Environments

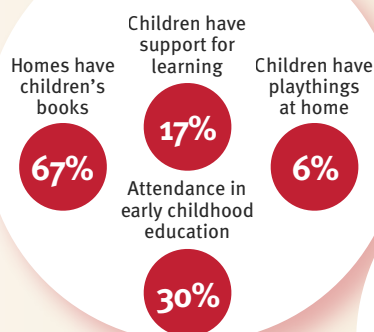
### Health



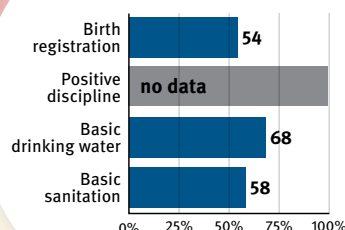
### Nutrition



### Early Learning



### Security and Safety



### Responsive Caregiving

Public information about ECD  
Parental mental health  
Parent support (groups, home visits)  
Quality child day care

?

Comparative country data urgently needed

### Policies

✗	Paid maternity leave	✗	Paid paternity leave
✓	National minimum wage		
✗	Child and family social protection		
✗	International Code of Marketing of Breastmilk Substitutes		

### International Conventions

✓	Convention on the Rights of the Child
✓	Convention on the Rights of People with Disabilities
✓	CRC Sale of Children, Child Prostitution & Child Pornography
✓	Convention on Protection of Children and Cooperation in Respect of Intercountry Adoption

# Syria

**Countdown to 2030**

Women's, Children's & Adolescents' Health

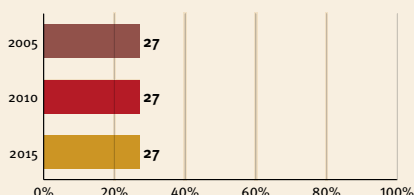
## Demographics

Population	18 430 000
Annual births	427 000
Children under 5	2 100 000 (11%)
Under 5 mortality	18/1 000

## Threats to Early Childhood Development

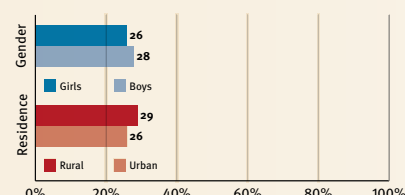
Maternal mortality	68/100 000	Young mothers (births by 18y)	9%
Low birthweight	10%	Preterm births	11%
Child poverty	2%	Under 5 stunting	26%
Harsh punishment	89%	Inadequate supervision	70%

## Young children at risk of poor development

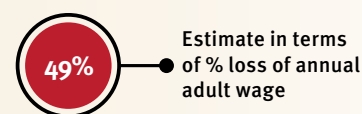


At risk in 2005, 2010 and 2015, using a composite indicator of under 5 stunting or poverty

## Risks by gender and residence



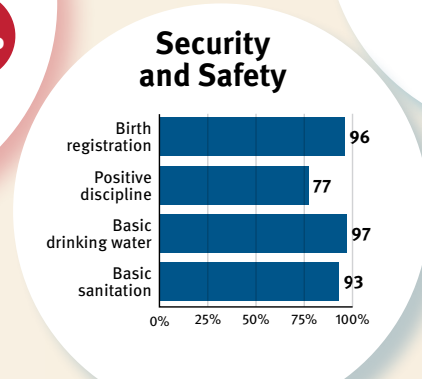
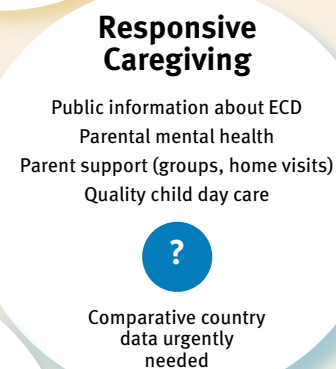
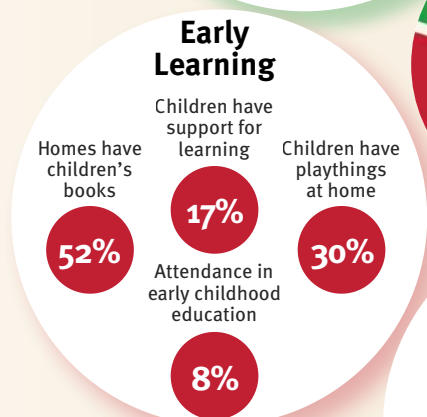
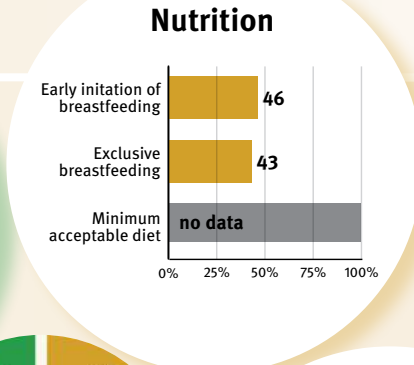
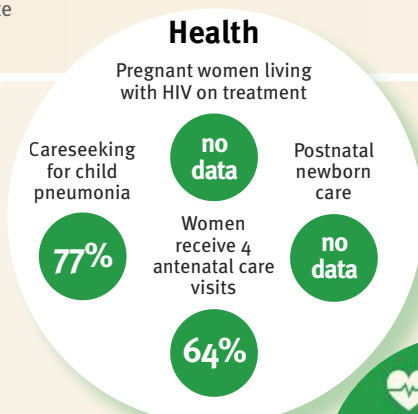
## Lifetime cost of growth deficit in early childhood



## Support and services for Early Childhood Development: Nurturing Care

Parents and caregivers need a facilitating environment of laws, policies, services and community support to assist them to provide their young children with nurturing care.

## Support and services for Early Childhood Development: Facilitating Environments



## Policies

✓	Paid maternity leave	✗	Paid paternity leave
✓	National minimum wage		
✗	Child and family social protection		
✓	International Code of Marketing of Breastmilk Substitutes		

## International Conventions

✓	Convention on the Rights of the Child
✓	Convention on the Rights of People with Disabilities
✓	CRC Sale of Children, Child Prostitution & Child Pornography
✗	Convention on Protection of Children and Cooperation in Respect of Intercountry Adoption



# Tajikistan

*Countdown to 2030*

Women's, Children's & Adolescents' Health

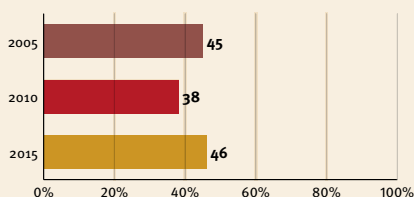
## Demographics

Population	8 735 000
Annual births	251 000
Children under 5	1 183 000 (14%)
Under 5 mortality	43/1 000

## Threats to Early Childhood Development

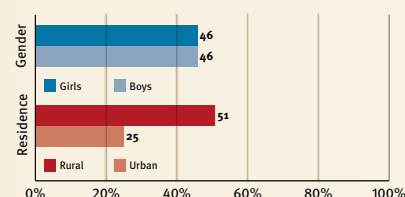
Maternal mortality	32/100 000	Young mothers (births by 18y)	2%
Low birthweight	10%	Preterm births	11%
Child poverty	29%	Under 5 stunting	26%
Harsh punishment	78%	Inadequate supervision	74%

## Young children at risk of poor development

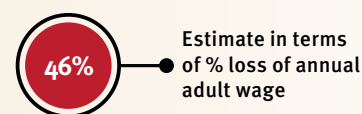


At risk in 2005, 2010 and 2015, using a composite indicator of under 5 stunting or poverty

## Risks by gender and residence



## Lifetime cost of growth deficit in early childhood

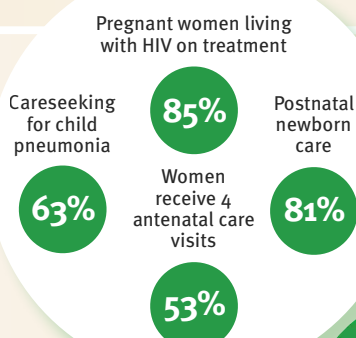


## Support and services for Early Childhood Development: Nurturing Care

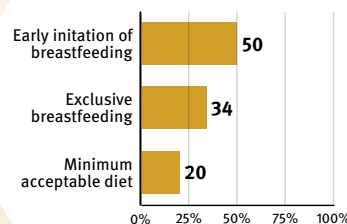
Parents and caregivers need a facilitating environment of laws, policies, services and community support to assist them to provide their young children with nurturing care.

## Support and services for Early Childhood Development: Facilitating Environments

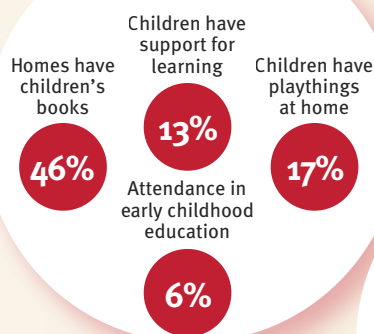
### Health



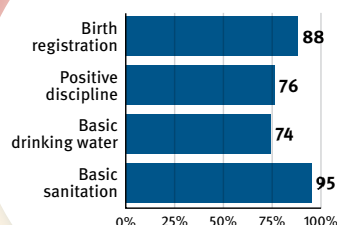
### Nutrition



### Early Learning



### Security and Safety



### Responsive Caregiving

Public information about ECD  
Parental mental health  
Parent support (groups, home visits)  
Quality child day care

?

Comparative country data urgently needed

### Policies

✓	Paid maternity leave	✓	Paid paternity leave
✗	National minimum wage		
✗	Child and family social protection		
✓	International Code of Marketing of Breastmilk Substitutes		

### International Conventions

✓	Convention on the Rights of the Child
✓	Convention on the Rights of People with Disabilities
✗	CRC Sale of Children, Child Prostitution & Child Pornography
✗	Convention on Protection of Children and Cooperation in Respect of Intercountry Adoption



# Timor-Leste

## Countdown to 2030

Women's, Children's & Adolescents' Health

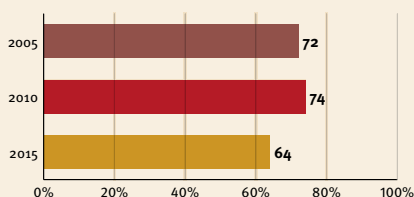
### Demographics

Population	1 269 000
Annual births	44 000
Children under 5	206 000 (16%)
Under 5 mortality	50/1 000

### Threats to Early Childhood Development

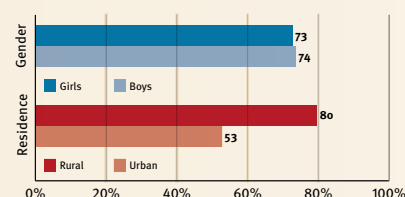
Maternal mortality	215/100 000	Young mothers (births by 18y)	9%
Low birthweight	12%	Preterm births	12%
Child poverty	44%	Under 5 stunting	50%
Harsh punishment	no data	Inadequate supervision	no data

### Young children at risk of poor development

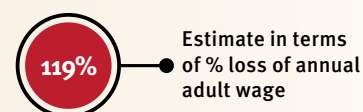


At risk in 2005, 2010 and 2015, using a composite indicator of under 5 stunting or poverty

### Risks by gender and residence



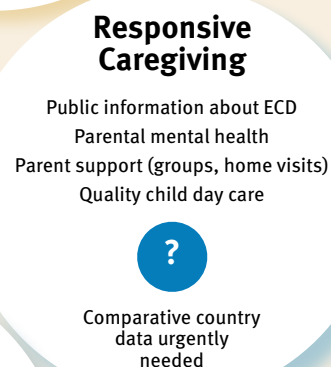
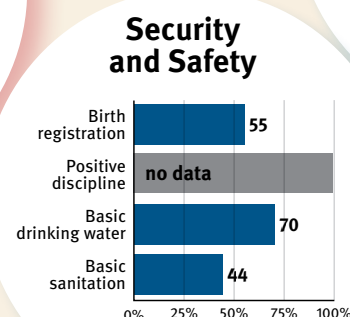
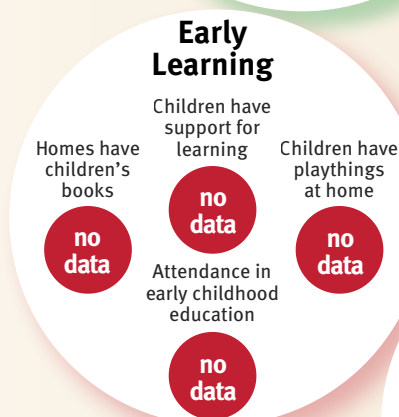
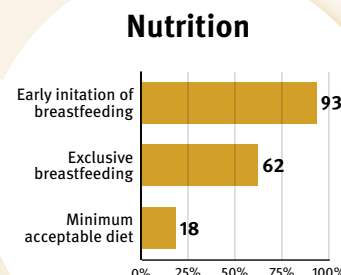
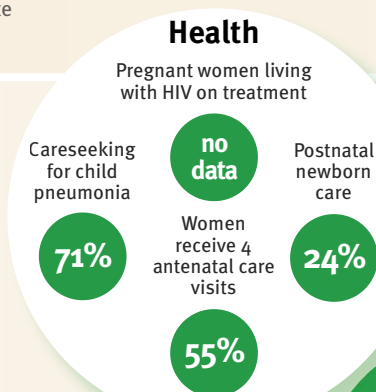
### Lifetime cost of growth deficit in early childhood



## Support and services for Early Childhood Development: Nurturing Care

Parents and caregivers need a facilitating environment of laws, policies, services and community support to assist them to provide their young children with nurturing care.

## Support and services for Early Childhood Development: Facilitating Environments



### Policies

✗	Paid maternity leave	✓	Paid paternity leave
✗	National minimum wage		
✗	Child and family social protection		
✗	International Code of Marketing of Breastmilk Substitutes		

### International Conventions

✓	Convention on the Rights of the Child
✓	Convention on the Rights of People with Disabilities
✗	CRC Sale of Children, Child Prostitution & Child Pornography
✗	Convention on Protection of Children and Cooperation in Respect of Intercountry Adoption





# Togo

## Countdown to 2030

Women's, Children's & Adolescents' Health

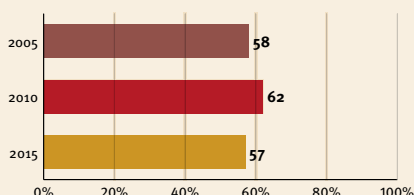
### Demographics

Population	7 606 000
Annual births	256 000
Children under 5	1 176 000 (15%)
Under 5 mortality	76/1 000

### Threats to Early Childhood Development

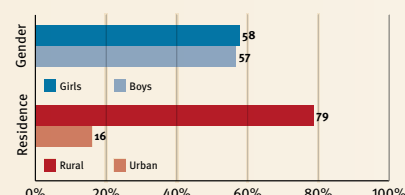
Maternal mortality	368/100 000	Young mothers (births by 18y)	15%
Low birthweight	11%	Preterm births	13%
Child poverty	45%	Under 5 stunting	27%
Harsh punishment	81%	Inadequate supervision	25%

### Young children at risk of poor development

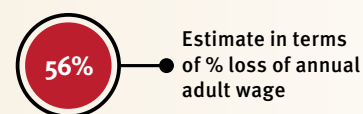


At risk in 2005, 2010 and 2015, using a composite indicator of under 5 stunting or poverty

### Risks by gender and residence



### Lifetime cost of growth deficit in early childhood

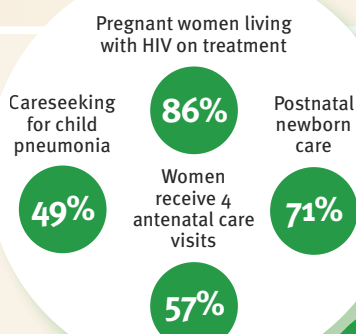


## Support and services for Early Childhood Development: Nurturing Care

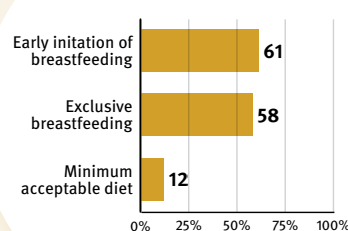
Parents and caregivers need a facilitating environment of laws, policies, services and community support to assist them to provide their young children with nurturing care.

## Support and services for Early Childhood Development: Facilitating Environments

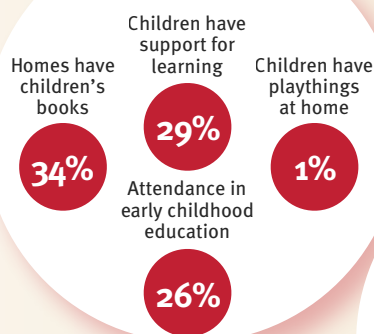
### Health



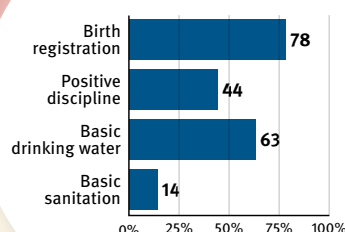
### Nutrition



### Early Learning



### Security and Safety



### Responsive Caregiving

Public information about ECD  
Parental mental health  
Parent support (groups, home visits)  
Quality child day care

?

Comparative country data urgently needed

### Policies

no data	Paid maternity leave	✓	Paid paternity leave
✓	National minimum wage		
✗	Child and family social protection		
✗	International Code of Marketing of Breastmilk Substitutes		

### International Conventions

✓	Convention on the Rights of the Child
✓	Convention on the Rights of People with Disabilities
✓	CRC Sale of Children, Child Prostitution & Child Pornography
✓	Convention on Protection of Children and Cooperation in Respect of Intercountry Adoption

# Turkey

**Countdown to 2030**

Women's, Children's & Adolescents' Health

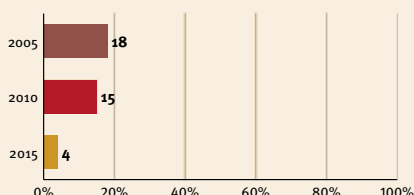
## Demographics

Population	79 512 000
Annual births	1 294 000
Children under 5	6 775 000 (9%)
Under 5 mortality	13/1 000

## Threats to Early Childhood Development

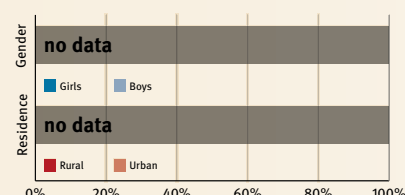
Maternal mortality	16/100 000	Young mothers (births by 18y)	6%
Low birthweight	11%	Preterm births	12%
Child poverty	no data	Under 5 stunting	10%
Harsh punishment	no data	Inadequate supervision	no data

## Young children at risk of poor development

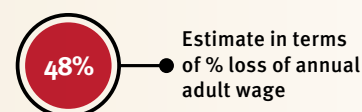


At risk in 2005, 2010 and 2015, using a composite indicator of under 5 stunting or poverty

## Risks by gender and residence



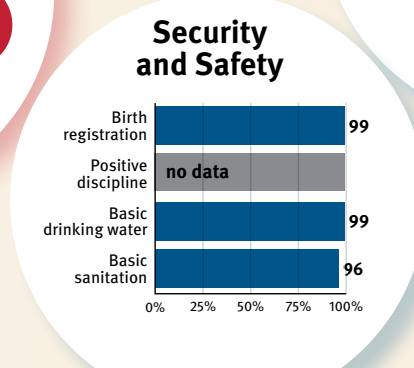
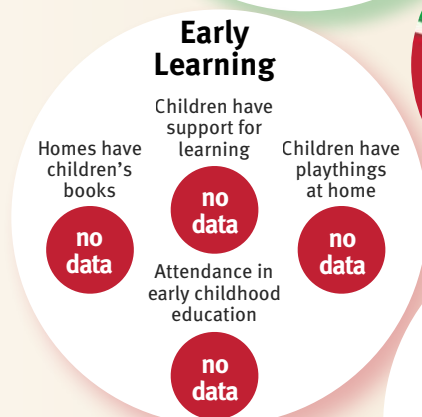
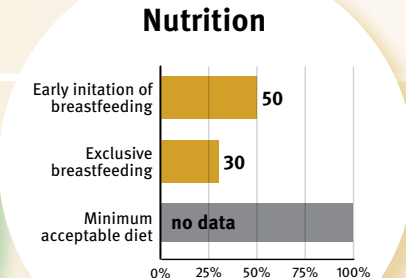
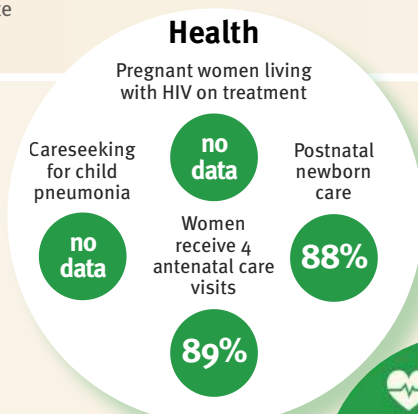
## Lifetime cost of growth deficit in early childhood



## Support and services for Early Childhood Development: Nurturing Care

Parents and caregivers need a facilitating environment of laws, policies, services and community support to assist them to provide their young children with nurturing care.

## Support and services for Early Childhood Development: Facilitating Environments



Policies	
✗	Paid maternity leave
✗	Paid paternity leave
✓	National minimum wage
✗	Child and family social protection
✓	International Code of Marketing of Breastmilk Substitutes

International Conventions	
✓	Convention on the Rights of the Child
✓	Convention on the Rights of People with Disabilities
✓	CRC Sale of Children, Child Prostitution & Child Pornography
✓	Convention on Protection of Children and Cooperation in Respect of Intercountry Adoption



# Turkmenistan

*Countdown to 2030*

Women's, Children's & Adolescents' Health

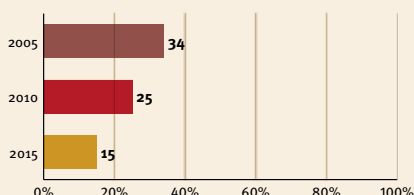
## Demographics

Population	5 663 000
Annual births	144 000
Children under 5	709 000 (13%)
Under 5 mortality	51/1 000

## Threats to Early Childhood Development

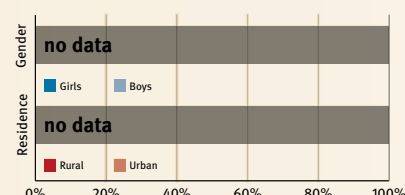
Maternal mortality	42/100 000	Young mothers (births by 18y)	1%
Low birthweight	5%	Preterm births	10%
Child poverty	no data	Under 5 stunting	11%
Harsh punishment	37%	Inadequate supervision	94%

## Young children at risk of poor development

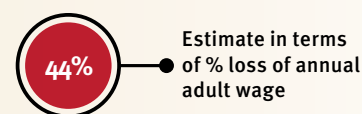


At risk in 2005, 2010 and 2015, using a composite indicator of under 5 stunting or poverty

## Risks by gender and residence



## Lifetime cost of growth deficit in early childhood

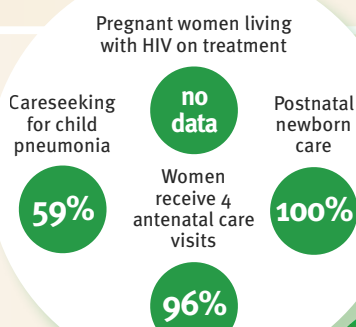


## Support and services for Early Childhood Development: Nurturing Care

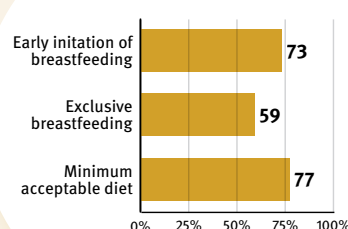
Parents and caregivers need a facilitating environment of laws, policies, services and community support to assist them to provide their young children with nurturing care.

## Support and services for Early Childhood Development: Facilitating Environments

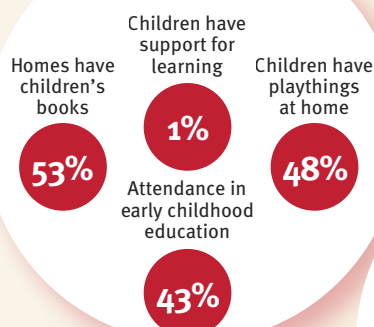
### Health



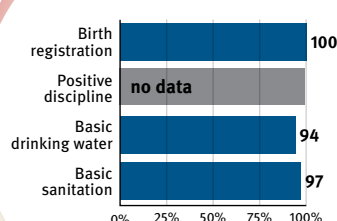
### Nutrition



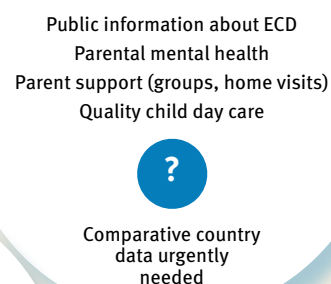
### Early Learning



### Security and Safety



### Responsive Caregiving



## Policies

✓	Paid maternity leave	✗	Paid paternity leave
no data	National minimum wage		
✗	Child and family social protection		
✓	International Code of Marketing of Breastmilk Substitutes		

## International Conventions

✓	Convention on the Rights of the Child
✓	Convention on the Rights of People with Disabilities
✓	CRC Sale of Children, Child Prostitution & Child Pornography
✗	Convention on Protection of Children and Cooperation in Respect of Intercountry Adoption



# Uganda

## Countdown to 2030

Women's, Children's & Adolescents' Health

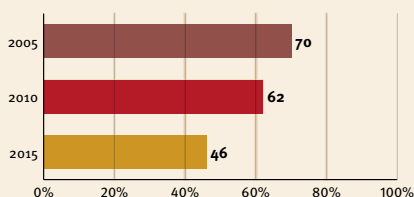
### Demographics

Population	41 488 000
Annual births	1 715 000
Children under 5	7 699 000 (19%)
Under 5 mortality	53/1 000

### Threats to Early Childhood Development

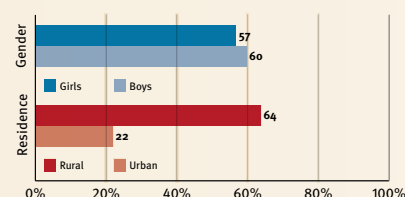
Maternal mortality	343/100 000	Young mothers (births by 18y)	33%
Low birthweight	12%	Preterm births	14%
Child poverty	38%	Under 5 stunting	34%
Harsh punishment	no data	Inadequate supervision	no data

### Young children at risk of poor development

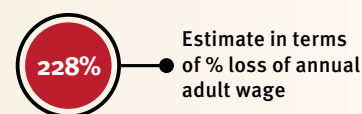


At risk in 2005, 2010 and 2015, using a composite indicator of under 5 stunting or poverty

### Risks by gender and residence



### Lifetime cost of growth deficit in early childhood

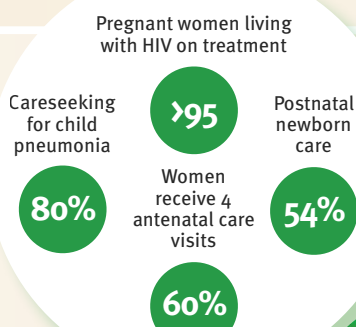


## Support and services for Early Childhood Development: Nurturing Care

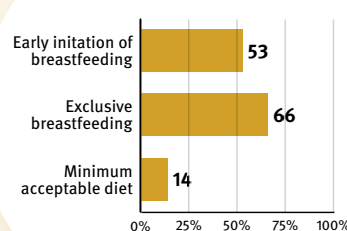
Parents and caregivers need a facilitating environment of laws, policies, services and community support to assist them to provide their young children with nurturing care.

## Support and services for Early Childhood Development: Facilitating Environments

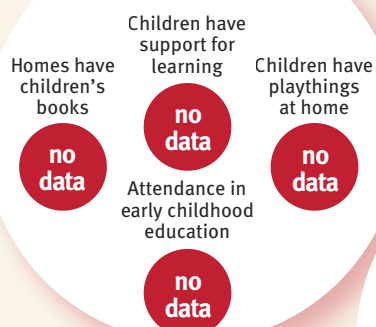
### Health



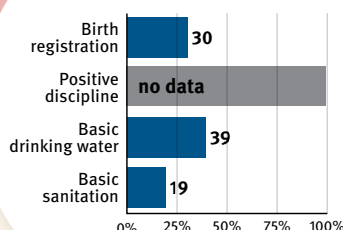
### Nutrition



### Early Learning



### Security and Safety



### Responsive Caregiving

Public information about ECD  
Parental mental health  
Parent support (groups, home visits)  
Quality child day care

?

Comparative country data urgently needed

### Policies

✗	Paid maternity leave	✓	Paid paternity leave
✗	National minimum wage		
✗	Child and family social protection		
✓	International Code of Marketing of Breastmilk Substitutes		

### International Conventions

✓	Convention on the Rights of the Child
✓	Convention on the Rights of People with Disabilities
✓	CRC Sale of Children, Child Prostitution & Child Pornography
✗	Convention on Protection of Children and Cooperation in Respect of Intercountry Adoption



# United Republic of Tanzania

## Countdown to 2030

Women's, Children's & Adolescents' Health

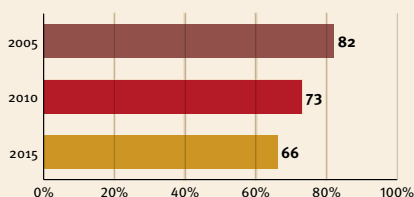
### Demographics

Population	55 572 000
Annual births	2 087 000
Children under 5	9 655 000 (17%)
Under 5 mortality	57/1 000

### Threats to Early Childhood Development

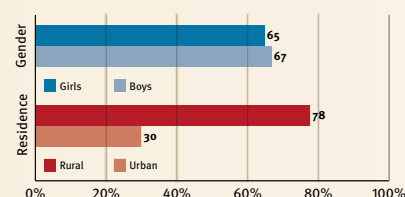
Maternal mortality	398/100 000	Young mothers (births by 18y)	22%
Low birthweight	8%	Preterm births	11%
Child poverty	58%	Under 5 stunting	34%
Harsh punishment	no data	Inadequate supervision	no data

### Young children at risk of poor development

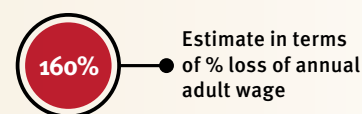


At risk in 2005, 2010 and 2015, using a composite indicator of under 5 stunting or poverty

### Risks by gender and residence



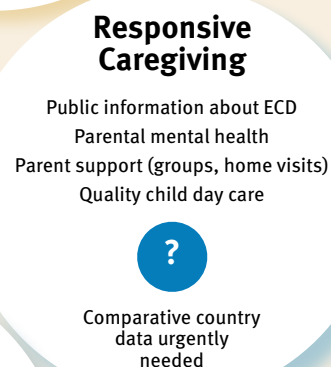
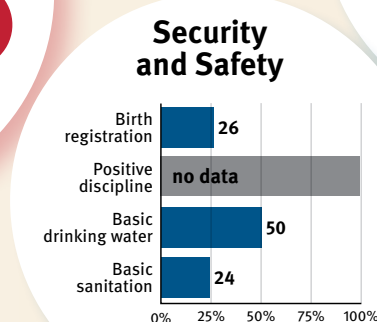
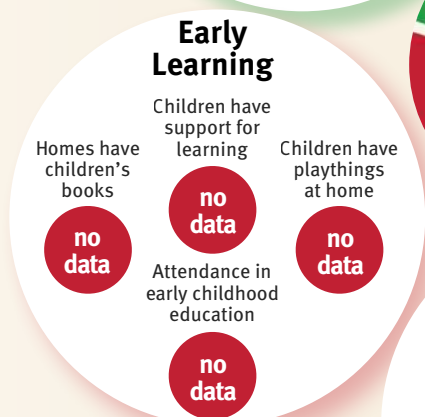
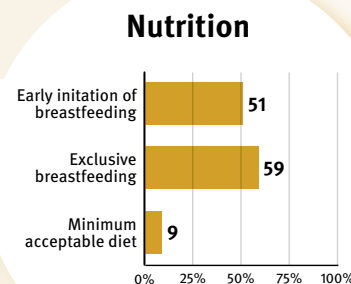
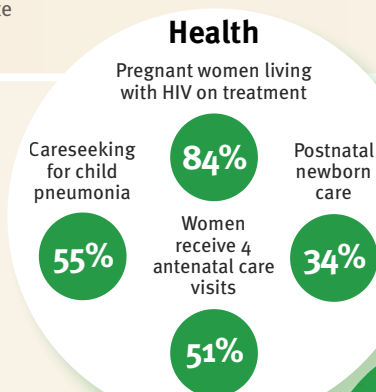
### Lifetime cost of growth deficit in early childhood



## Support and services for Early Childhood Development: Nurturing Care

Parents and caregivers need a facilitating environment of laws, policies, services and community support to assist them to provide their young children with nurturing care.

## Support and services for Early Childhood Development: Facilitating Environments



### Policies

✗	Paid maternity leave	✓	Paid paternity leave
✓	National minimum wage		
✗	Child and family social protection		
✓	International Code of Marketing of Breastmilk Substitutes		

### International Conventions

✓	Convention on the Rights of the Child
✓	Convention on the Rights of People with Disabilities
✓	CRC Sale of Children, Child Prostitution & Child Pornography
✓	Convention on Protection of Children and Cooperation in Respect of Intercountry Adoption





# Uzbekistan

*Countdown to 2030*

Women's, Children's & Adolescents' Health

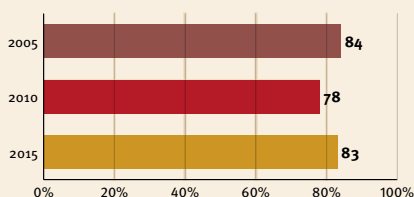
## Demographics

Population	31 447 000
Annual births	663 000
Children under 5	3 184 000 (10%)
Under 5 mortality	24/1 000

## Threats to Early Childhood Development

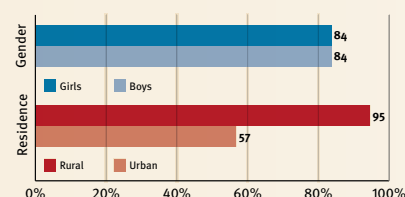
Maternal mortality	36/100 000	Young mothers (births by 18y)	2%
Low birthweight	5%	Preterm births	9%
Child poverty	no data	Under 5 stunting	19%
Harsh punishment	no data	Inadequate supervision	91%

## Young children at risk of poor development

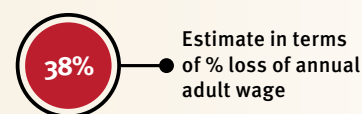


At risk in 2005, 2010 and 2015, using a composite indicator of under 5 stunting or poverty

## Risks by gender and residence



## Lifetime cost of growth deficit in early childhood

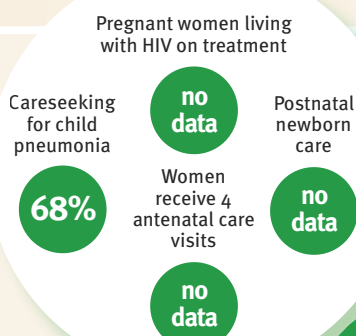


## Support and services for Early Childhood Development: Nurturing Care

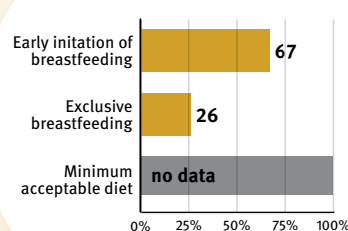
Parents and caregivers need a facilitating environment of laws, policies, services and community support to assist them to provide their young children with nurturing care.

## Support and services for Early Childhood Development: Facilitating Environments

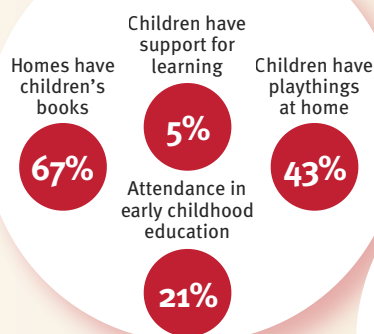
### Health



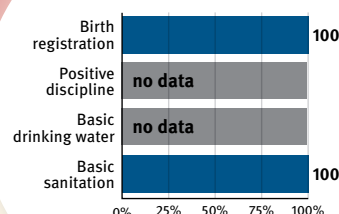
### Nutrition



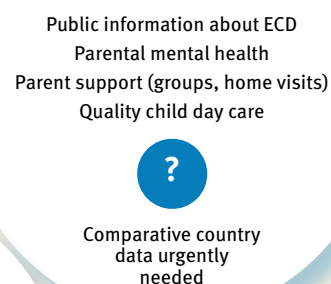
### Early Learning



### Security and Safety



### Responsive Caregiving



## Policies

✓ Paid maternity leave	✓ Paid paternity leave
✓ National minimum wage	
✓ Child and family social protection	
✓ International Code of Marketing of Breastmilk Substitutes	

## International Conventions

✓ Convention on the Rights of the Child
✓ Convention on the Rights of People with Disabilities
✓ CRC Sale of Children, Child Prostitution & Child Pornography
✗ Convention on Protection of Children and Cooperation in Respect of Intercountry Adoption



# Vanuatu

**Countdown to 2030**

Women's, Children's & Adolescents' Health

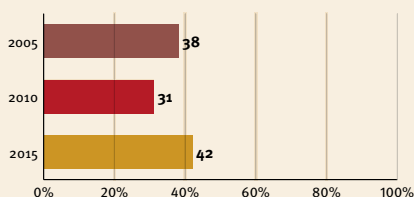
## Demographics

Population	270 000
Annual births	7 000
Children under 5	34 000 (13%)
Under 5 mortality	28/1 000

## Threats to Early Childhood Development

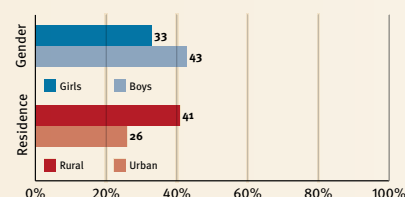
Maternal mortality	78/100 000	Young mothers (births by 18y)	13%
Low birthweight	10%	Preterm births	13%
Child poverty	18%	Under 5 stunting	29%
Harsh punishment	84%	Inadequate supervision	no data

## Young children at risk of poor development

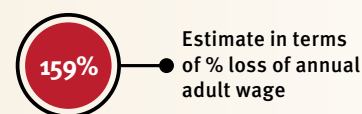


At risk in 2005, 2010 and 2015, using a composite indicator of under 5 stunting or poverty

## Risks by gender and residence



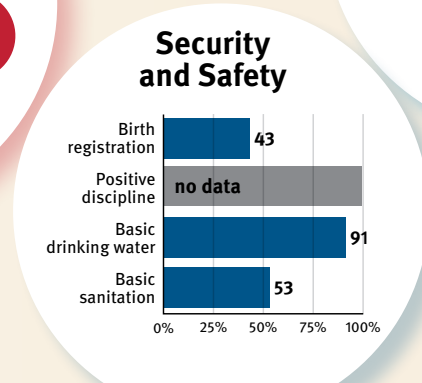
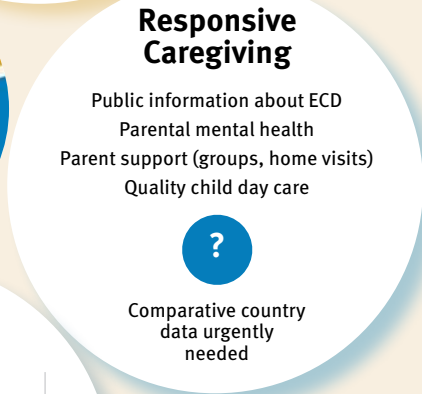
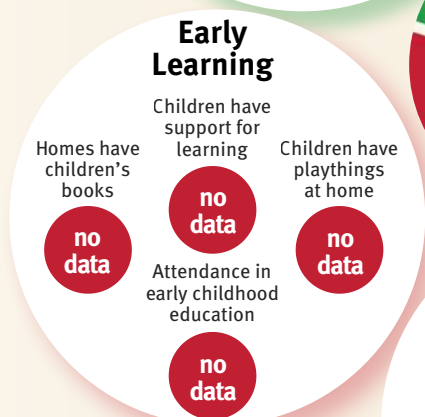
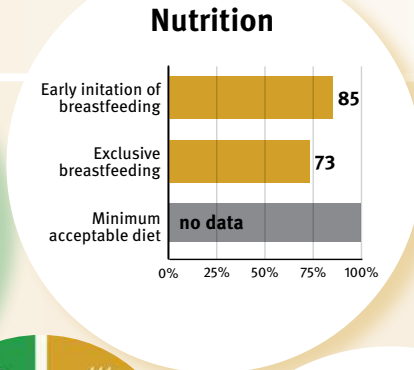
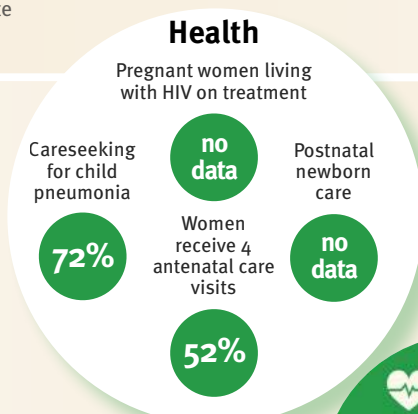
## Lifetime cost of growth deficit in early childhood



## Support and services for Early Childhood Development: Nurturing Care

Parents and caregivers need a facilitating environment of laws, policies, services and community support to assist them to provide their young children with nurturing care.

## Support and services for Early Childhood Development: Facilitating Environments



### Policies

✗	Paid maternity leave	✗	Paid paternity leave
✓	National minimum wage		
✗	Child and family social protection		
✗	International Code of Marketing of Breastmilk Substitutes		

### International Conventions

✓	Convention on the Rights of the Child
✓	Convention on the Rights of People with Disabilities
✓	CRC Sale of Children, Child Prostitution & Child Pornography
✗	Convention on Protection of Children and Cooperation in Respect of Intercountry Adoption

# Venezuela

*Countdown to 2030*

Women's, Children's & Adolescents' Health

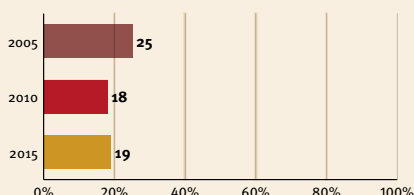
## Demographics

Population	31 568 000
Annual births	602 000
Children under 5	2 974 000 (9%)
Under 5 mortality	16/1 000

## Threats to Early Childhood Development

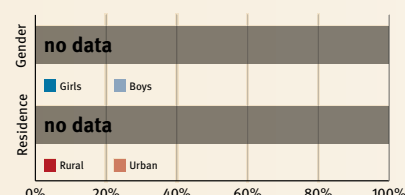
Maternal mortality	95/100 000	Young mothers (births by 18y)	24%
Low birthweight	9%	Preterm births	8%
Child poverty	no data	Under 5 stunting	9%
Harsh punishment	no data	Inadequate supervision	no data

## Young children at risk of poor development

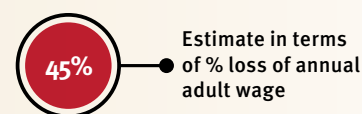


At risk in 2005, 2010 and 2015, using a composite indicator of under 5 stunting or poverty

## Risks by gender and residence



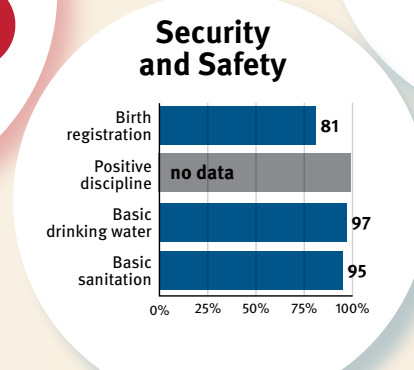
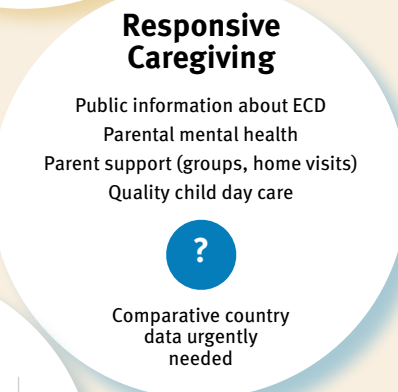
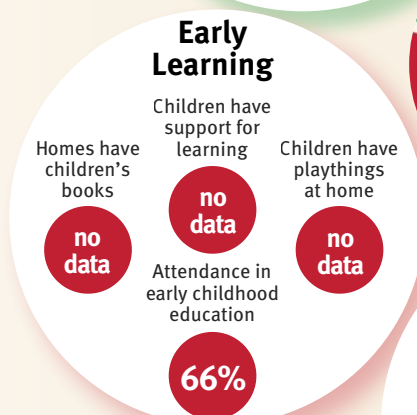
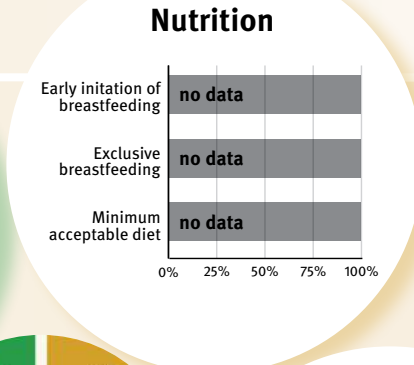
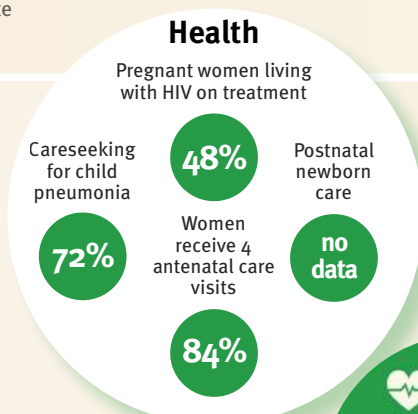
## Lifetime cost of growth deficit in early childhood



## Support and services for Early Childhood Development: Nurturing Care

Parents and caregivers need a facilitating environment of laws, policies, services and community support to assist them to provide their young children with nurturing care.

## Support and services for Early Childhood Development: Facilitating Environments



### Policies

✓	Paid maternity leave	✓	Paid paternity leave
✓	National minimum wage		
✗	Child and family social protection		
✓	International Code of Marketing of Breastmilk Substitutes		

### International Conventions

✓	Convention on the Rights of the Child
✓	Convention on the Rights of People with Disabilities
✓	CRC Sale of Children, Child Prostitution & Child Pornography
✓	Convention on Protection of Children and Cooperation in Respect of Intercountry Adoption



# Vietnam

*Countdown to 2030*

Women's, Children's & Adolescents' Health

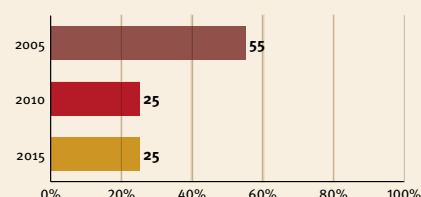
## Demographics

Population	94 569 000
Annual births	1 582 000
Children under 5	7 761 000 (8%)
Under 5 mortality	22/1 000

## Threats to Early Childhood Development

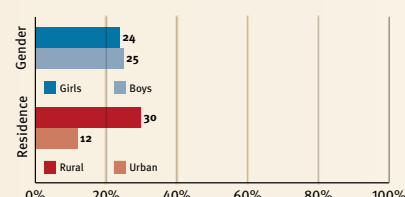
Maternal mortality	54/100 000	Young mothers (births by 18y)	5%
Low birthweight	5%	Preterm births	9%
Child poverty	5%	Under 5 stunting	25%
Harsh punishment	68%	Inadequate supervision	76%

## Young children at risk of poor development

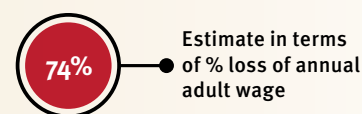


At risk in 2005, 2010 and 2015, using a composite indicator of under 5 stunting or poverty

## Risks by gender and residence



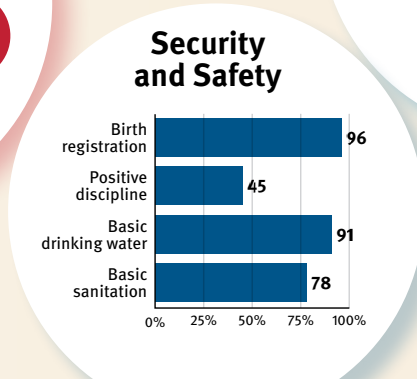
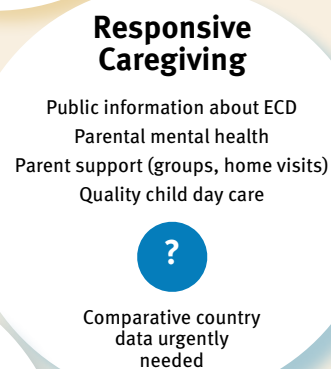
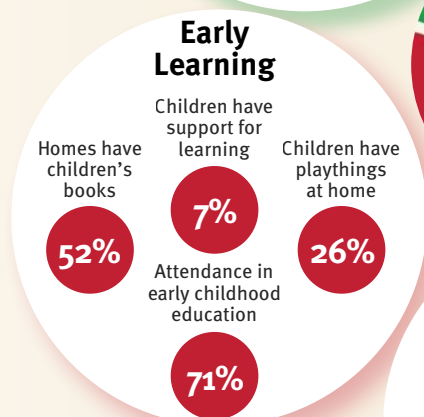
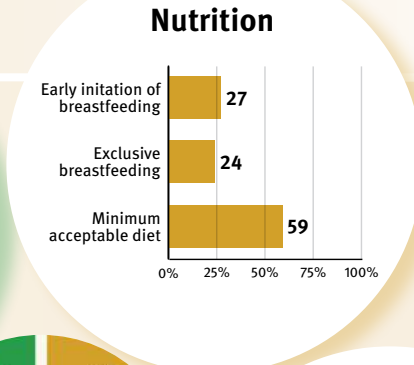
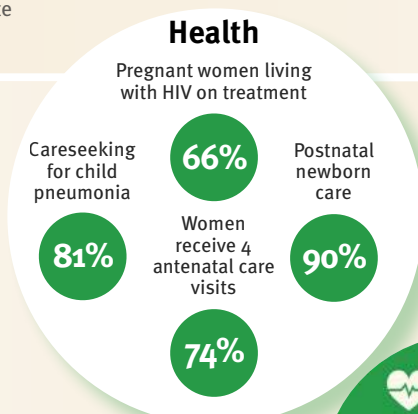
## Lifetime cost of growth deficit in early childhood



## Support and services for Early Childhood Development: Nurturing Care

Parents and caregivers need a facilitating environment of laws, policies, services and community support to assist them to provide their young children with nurturing care.

## Support and services for Early Childhood Development: Facilitating Environments



Policies	
✓ Paid maternity leave	✗ Paid paternity leave
✓ National minimum wage	
✓ Child and family social protection	
✓ International Code of Marketing of Breastmilk Substitutes	

International Conventions	
✓ Convention on the Rights of the Child	
✓ Convention on the Rights of People with Disabilities	
✓ CRC Sale of Children, Child Prostitution & Child Pornography	
✓ Convention on Protection of Children and Cooperation in Respect of Intercountry Adoption	



# Yemen

**Countdown to 2030**

Women's, Children's & Adolescents' Health

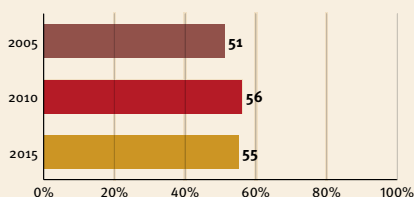
## Demographics

Population	27 584 000
Annual births	867 000
Children under 5	4 075 000 (15%)
Under 5 mortality	55/1 000

## Threats to Early Childhood Development

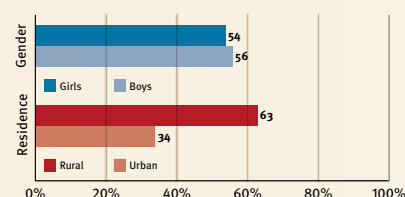
Maternal mortality	385/100 000	Young mothers (births by 18y)	17%
Low birthweight	32%	Preterm births	13%
Child poverty	21%	Under 5 stunting	47%
Harsh punishment	79%	Inadequate supervision	33%

## Young children at risk of poor development

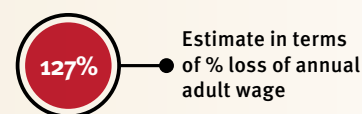


At risk in 2005, 2010 and 2015, using a composite indicator of under 5 stunting or poverty

## Risks by gender and residence



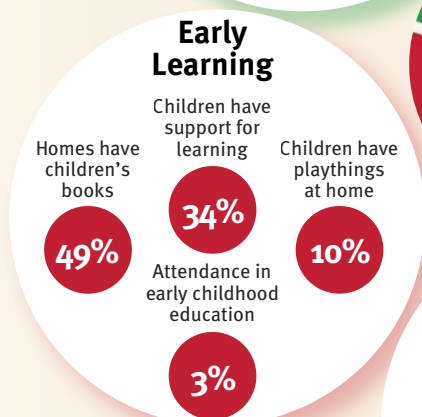
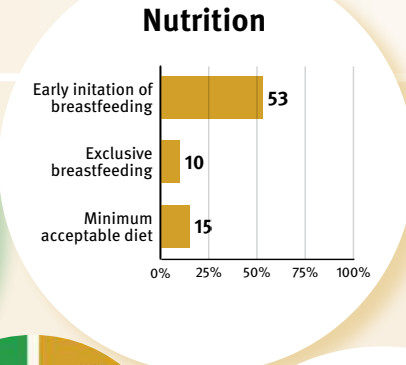
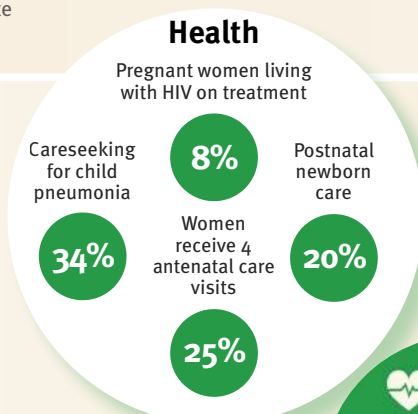
## Lifetime cost of growth deficit in early childhood



## Support and services for Early Childhood Development: Nurturing Care

Parents and caregivers need a facilitating environment of laws, policies, services and community support to assist them to provide their young children with nurturing care.

## Support and services for Early Childhood Development: Facilitating Environments



## Policies

✗	Paid maternity leave	✗	Paid paternity leave
✗	National minimum wage		
✗	Child and family social protection		
✓	International Code of Marketing of Breastmilk Substitutes		

## International Conventions

✓	Convention on the Rights of the Child
✓	Convention on the Rights of People with Disabilities
✓	CRC Sale of Children, Child Prostitution & Child Pornography
✗	Convention on Protection of Children and Cooperation in Respect of Intercountry Adoption





# Zambia

## Countdown to 2030

Women's, Children's & Adolescents' Health

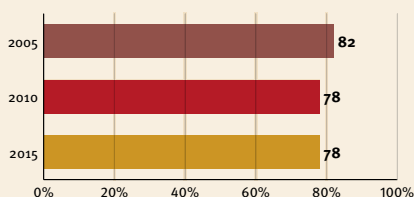
### Demographics

Population	16 591 000
Annual births	620 000
Children under 5	2 820 000 (17%)
Under 5 mortality	63/1 000

### Threats to Early Childhood Development

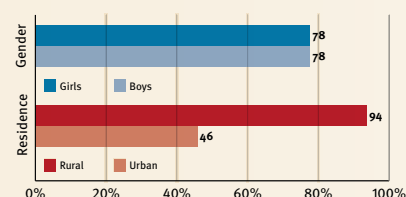
Maternal mortality	224/100 000	Young mothers (births by 18y)	31%
Low birthweight	11%	Preterm births	13%
Child poverty	66%	Under 5 stunting	40%
Harsh punishment	no data	Inadequate supervision	no data

### Young children at risk of poor development

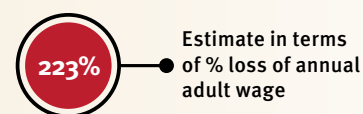


At risk in 2005, 2010 and 2015, using a composite indicator of under 5 stunting or poverty

### Risks by gender and residence



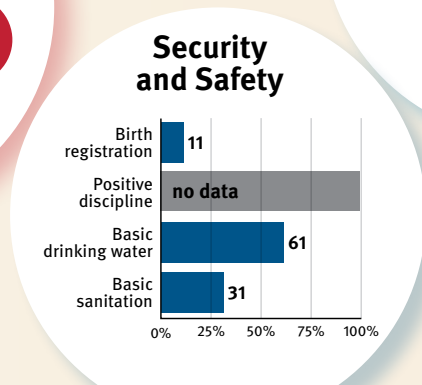
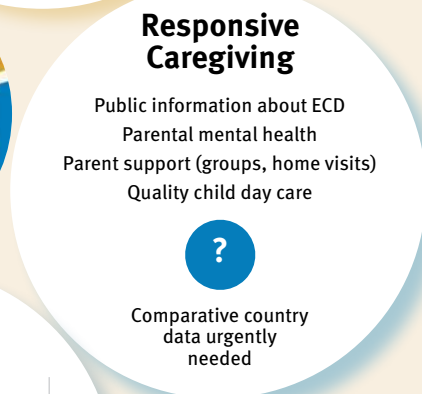
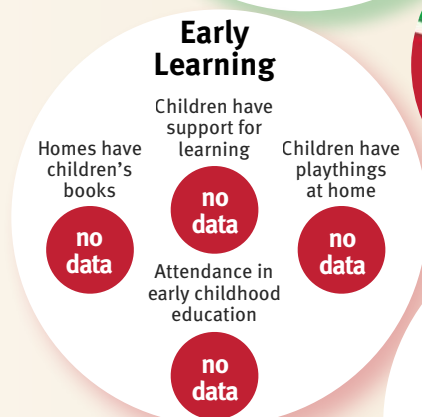
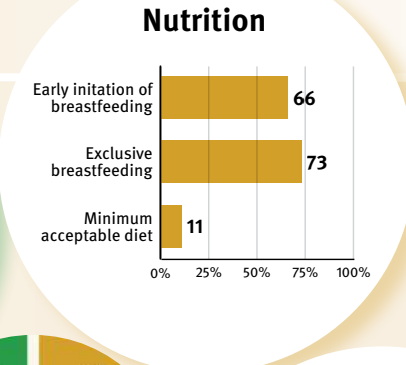
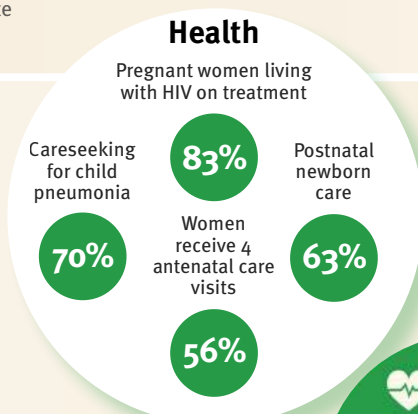
### Lifetime cost of growth deficit in early childhood



## Support and services for Early Childhood Development: Nurturing Care

Parents and caregivers need a facilitating environment of laws, policies, services and community support to assist them to provide their young children with nurturing care.

## Support and services for Early Childhood Development: Facilitating Environments



### Policies

✗	Paid maternity leave	✗	Paid paternity leave
✓	National minimum wage		
✗	Child and family social protection		
✓	International Code of Marketing of Breastmilk Substitutes		

### International Conventions

✓	Convention on the Rights of the Child
✓	Convention on the Rights of People with Disabilities
✓	CRC Sale of Children, Child Prostitution & Child Pornography
✓	Convention on Protection of Children and Cooperation in Respect of Intercountry Adoption



# Zimbabwe

*Countdown to 2030*

Women's, Children's & Adolescents' Health

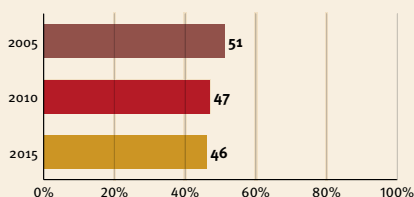
## Demographics

Population	16 150 000
Annual births	535 000
Children under 5	2 539 000 (16%)
Under 5 mortality	56/1 000

## Threats to Early Childhood Development

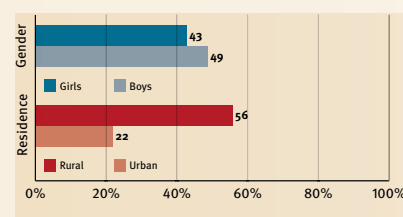
Maternal mortality	443/100 000	Young mothers (births by 18y)	22%
Low birthweight	11%	Preterm births	17%
Child poverty	23%	Under 5 stunting	27%
Harsh punishment	63%	Inadequate supervision	43%

## Young children at risk of poor development

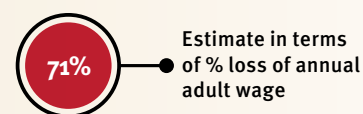


At risk in 2005, 2010 and 2015, using a composite indicator of under 5 stunting or poverty

## Risks by gender and residence



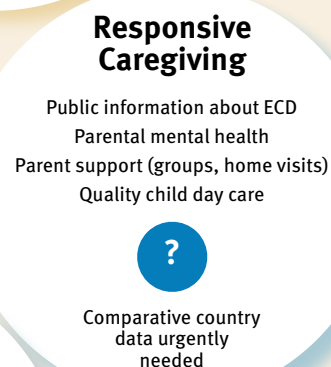
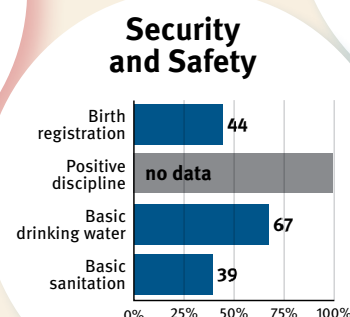
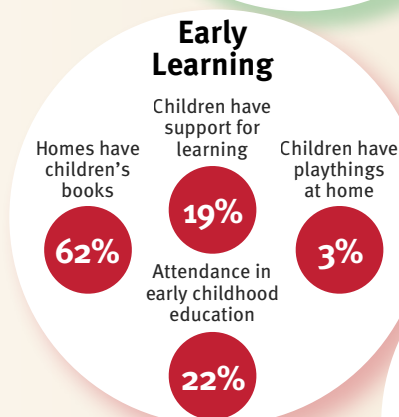
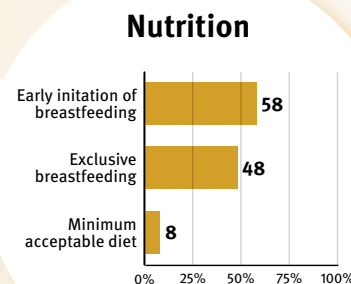
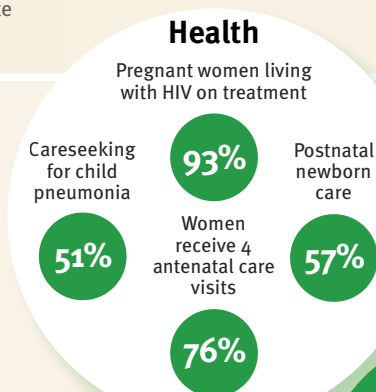
## Lifetime cost of growth deficit in early childhood



## Support and services for Early Childhood Development: Nurturing Care

Parents and caregivers need a facilitating environment of laws, policies, services and community support to assist them to provide their young children with nurturing care.

## Support and services for Early Childhood Development: Facilitating Environments



### Policies

✓	Paid maternity leave	✗	Paid paternity leave
no data	National minimum wage		
✗	Child and family social protection		
✓	International Code of Marketing of Breastmilk Substitutes		

### International Conventions

✓	Convention on the Rights of the Child
✓	Convention on the Rights of People with Disabilities
✓	CRC Sale of Children, Child Prostitution & Child Pornography
✗	Convention on Protection of Children and Cooperation in Respect of Intercountry Adoption



# Technical Appendix

---





# Countries

The alphabetical list of the 91 countries is shown in Table 2, indicating which countries are also included in Countdown to 2030, and which countries are included on the basis of the risk estimate.

Table 2: Alphabetical list of countries profiled

Country	Included in Countdown to 2030	Included in Composite Risk Estimate
Afghanistan	✓	✓
Algeria	✓	✓
Angola	✓	✓
Azerbaijan	✓	✗
Bangladesh	✓	✓
Benin	✓	✓
Bhutan	✓	✓
Bolivia	✓	✗
Botswana	✓	✓
Brazil	✗	✓
Burkina Faso	✓	✓
Burundi	✓	✓
Cambodia	✓	✓
Cameroon	✓	✓
Central African Republic	✓	✓
Chad	✓	✓
China	✗	✓
Colombia	✗	✓
Comoros	✓	✓
Congo, Dem. Rep.	✓	✓
Congo, Rep.	✓	✓
Côte d'Ivoire	✓	✓
Djibouti	✓	✗
Dominican Republic	✓	✗
Egypt	✗	✓
Eritrea	✓	✓
Ethiopia	✓	✓
Gabon	✓	✗
Gambia	✓	✓
Ghana	✓	✓
Guatemala	✓	✓
Guinea	✓	✓

Country	Included in Countdown to 2030	Included in Composite Risk Estimate
Guinea-Bissau	✓	✓
Guyana	✓	✗
Haiti	✓	✓
Honduras	✓	✓
India	✓	✓
Indonesia	✓	✓
Iran	✗	✓
Iraq	✓	✓
Jamaica	✓	✗
Kenya	✓	✓
Kyrgyzstan	✓	✗
Lao PDR	✓	✓
Lesotho	✓	✓
Liberia	✓	✓
Madagascar	✓	✓
Malawi	✓	✓
Mali	✓	✓
Mauritania	✓	✓
Mexico	✗	✓
Micronesia	✗	✓
Morocco	✓	✓
Mozambique	✓	✓
Myanmar	✓	✓
Namibia	✓	✓
Nepal	✓	✓
Nicaragua	✓	✗
Niger	✓	✓
Nigeria	✓	✓
Pakistan	✓	✓
Panama	✓	✗
Papua New Guinea	✓	✓
Paraguay	✓	✗
Peru	✗	✓
Philippines	✓	✓
Rwanda	✓	✓
São Tomé and Príncipe	✗	✓
Senegal	✓	✓
Sierra Leone	✓	✓
Solomon Islands	✓	✓
Somalia	✓	✓

Country	Included in Countdown to 2030	Included in Composite Risk Estimate
South Africa	✓	✓
Sudan	✓	✓
Suriname	✓	✗
Swaziland	✓	✓
Syria	✗	✓
Tajikistan	✓	✓
Tanzania	✓	✓
Timor-Leste	✓	✓
Togo	✓	✓
Turkey	✗	✓
Turkmenistan	✓	✗
Uganda	✓	✓
Uzbekistan	✓	✓
Vanuatu	✗	✓
Venezuela	✓	✗
Vietnam	✗	✓
Yemen	✓	✓
Zambia	✓	✓
Zimbabwe	✓	✓

# Indicators

Table 3 shows the indicators included in the country profiles, by category. The table shows the indicator name, the rationale for including the indicator, the definition of the indicator and the source of the data.

Table 3: Indicators: Name, definition, rationale and source of the data

Demographics			
Indicator	Rationale	Definition	Data source
<b>Total population (millions)</b>	The population size of the country.	Total population (2016).	UNICEF State of the World's Children 2017, <a href="https://www.unicef.org/sowc2017/">https://www.unicef.org/sowc2017/</a> (SOWC), Table 6. United Nations Population Division. Growth rates calculated by UNICEF based on data from United Nations Population Division.
<b>Total under-5 population (millions)</b>	The number of children under the age of 5 years, and young children as a proportion of the total population.	Total population of children under 5 years (2016).	UNICEF State of the World's Children 2017, <a href="https://www.unicef.org/sowc2017/">https://www.unicef.org/sowc2017/</a> (SOWC), Table 6. United Nations Population Division. Growth rates calculated by UNICEF based on data from United Nations Population Division.
<b>Births</b>	The number of children born each year in the country.	Annual number of births (2016).	UNICEF State of the World's Children 2017, <a href="https://www.unicef.org/sowc2017/">https://www.unicef.org/sowc2017/</a> (SOWC), Table 1. United Nations Population Division.
<b>Under-5 mortality rate</b>	The number of children under 5 years of age dying each year, per 1 000 births.	Probability of dying between birth and 5 years of age per 1 000 births (2016).	UNICEF State of the World's Children, <a href="https://www.unicef.org/sowc2017/">https://www.unicef.org/sowc2017/</a> 2017 (SOWC), Table 1. United Nations Inter-agency Group for Child Mortality Estimation (UNICEF, World Health Organization, United Nations Population Division and the World Bank).

Threats to early childhood development			
Indicator	Rationale	Definition	Data source
<b>Children under 5 years of age living in poverty</b>	Poverty is one of the major threats to the survival, health and well-being of young children and shown to affect all aspects of development.	World Bank definition of extreme poverty in 2017, living on less than US\$1.90 per day, was used to generate a composite indicator for under-5 children exposed to stunting or extreme poverty. Poverty ratios of under-5 children were derived for a subset of countries using the World Bank's poverty estimates and their nationally representative population surveys with wealth index (2006-2015).	World Bank, DHS, MICS, China Family Panel Survey, China Health and Nutrition Survey. Methods are the same as in Lu C, Black MM, Richter LM. Risk of poor development in young children in low-income and middle-income countries: an estimation and analysis at the global, regional, and country level. Lancet Global Health 2016. <a href="http://dx.doi.org/10.1016/S2214-109X(16)30266-2">http://dx.doi.org/10.1016/S2214-109X(16)30266-2</a> .
<b>Under-5 stunting</b>	Stunting among young children is associated with poor short- and long-term effects on school performance and adult earnings.	Percentage of children 0-59 months with height-for-age below -2 SDs from the median of the WHO Child Growth Standards (1985-2011).	Estimates of stunting prevalence and their uncertainties before 2012 were obtained from Stevens et al (2012). Stunting estimates since 2012 were either obtained from WHO and UNICEF or derived from micro-level data, including DHS, MICS, and the China Family Planning Survey. Stunting estimates used in generating a composite indicator of risk exposure in 2015 were imputed from the existing data using the same methods as in Lu et al. (2016).
<b>Low birthweight</b>	Low birthweight is an indicator of poor antenatal development and a predictor of poor childhood development in the early years.	Percentage of infants weighing less than 2 500 grams at birth (2011-2016).	UNICEF State of the World's Children 2017, <a href="https://www.unicef.org/sowc2017/">https://www.unicef.org/sowc2017/</a> (SOWC), Table 2. Demographic and Health Surveys (DHS), Multiple Indicator Cluster Surveys (MICS), other national household surveys, data from routine reporting systems, UNICEF and WHO.
<b>Preterm births</b>	Preterm births are an indicator of poor antenatal development and a predictor of poor childhood development in the early years, including developmental delays and disabilities.	<37 completed weeks of gestation (2010).	Blencowe et al (2012). National, regional and worldwide estimates of preterm birth rates in the year 2010 with time trends since 1990 for selected countries: A systematic review and implications. The Lancet, 379, 2162-2172. Supplementary country tables. Data sources: National Registries, Reproductive Health Surveys, studies identified through systematic searches, unpublished data and data submitted during WHO country consultations.

Threats to early childhood development			
Indicator	Rationale	Definition	Data source
<b>Adjusted maternal mortality ratio</b>	The death of the mother of a young child increases the risks of child mortality, morbidity and early childhood development.	Number of deaths of women from pregnancy-related causes per 100 000 live births during the same time period (2015).	UNICEF State of the World's Children 2017, <a href="https://www.unicef.org/sowc2017/">https://www.unicef.org/sowc2017/</a> (SOWC), Table 7. Adjusted estimates refer to the 2015 United Nations Inter-Agency Maternal Mortality Group. Periodically, the Inter-Agency Group (WHO, UNICEF, UNFPA, the World Bank and the United Nations Population Division) produces internationally comparable sets of maternal mortality data that account for the well-documented problems of under-reporting and misclassification of maternal deaths, including also estimates for countries with no data. Maternal mortality ratio values are rounded up according to the following scheme: <100, no rounding; 100-999, rounded to nearest 10; and >1 000, rounded to nearest 100.
<b>Births by age 18 years (teen/adolescent mothers)</b>	It has been shown that the children of young mothers fare worse in school achievement.	Percentage of women 20-24 years of age who gave birth before age 18 (2011-2016).	UNICEF State of the World's Children 2017, <a href="https://www.unicef.org/sowc2017/">https://www.unicef.org/sowc2017/</a> (SOWC), Table 9. Percentage of women aged 20–24 who gave birth before age 18. This standardized indicator from population-based surveys captures levels of fertility among adolescents up to the age of 18. Note that the data are based on the answers of women aged 20–24, whose risk of giving birth before the age of 18 is behind them.
<b>Maltreatment, harsh punishment</b>	Violence and maltreatment are associated with short- and long-term effects on children's health, well-being and social adjustment.	Percentage of children 1-14 years old who experience any violent discipline (psychological aggression and/or physical punishment), such as “(1) hit or slapped him/her on face, head, or ears in the past month; and (2) beat her/him up with an implement (hit over and over as hard as one could) in the past month” (2010-2016).	UNICEF State of the World's Children 2017, <a href="https://www.unicef.org/sowc2017/">https://www.unicef.org/sowc2017/</a> (SOWC), Table 8.
<b>Children without adequate supervision</b>	Young children need adult supervision to protect them from dangers, ensure adequate feeding, and provide them with support for learning.	Percentage of children 0-59 months left alone or in care of another child under 10 years for more than an hour at least once in the past week (2005-2016).	UNICEF State of the World's Children 2017, <a href="https://www.unicef.org/sowc2017/">https://www.unicef.org/sowc2017/</a> (SOWC), Table 12.

Prevalence of risk for poor early childhood development – and cost of growth deficits in early childhood			
Indicator	Rationale	Definition	Data source
<b>Risks by gender and residence</b>	Differences in composite measure of risk exposure by gender and residence.	Urban vs rural, male vs female	Method used for estimation in Richter, L., Daelmans, B., Lombardi, J., Heymann, J., Lopez-Boo, F., Behrman, J. R., et al. (2017) Investing in the foundation of sustainable development: pathways to scale for early child development. <i>Lancet</i> , 389(10064), 103–118. <a href="https://doi.org/10.1016/S0140-6736(16)31698-1">https://doi.org/10.1016/S0140-6736(16)31698-1</a> Available for a subset of countries (63) with nationally representative micro-level data.
<b>Cost of growth deficits among young children</b>	Because of its long-term effects on individuals, poor early childhood development, indexed by growth deficit, incurs future costs to the countries in which affected children live.	Total loss US\$ as a % of average annual wage in the country (2010). Combined most recent country-level estimates of linear growth delays from the Nutrition Impact Model Study with estimates of returns to education in developing countries to estimate the impact of early-life growth faltering on educational attainment and future incomes. Primary outcomes were total years of educational attainment lost as well as the net present value of future wage earnings lost per child and birth cohort due to growth faltering in 137 developing countries. Value of loss of wage earnings was expressed as a proportion of the annual average annual wage of the country (2010).	Fink et al (2016). Schooling and wage income loss due to early childhood growth faltering in developing countries: National, regional and global estimates. <i>Am Jnl Clin Nutr</i> , 104, 104-112.



Enabling environment: International Conventions			
Indicator	Rationale	Definition	Data source
<b>UN Convention on the Rights of the Child 1989</b>	The CRC is a protective mechanism for all children in countries which sign or ratify the convention.	Signature or ratification, year of notification/deposit (2018).	UN Treaty Collections ( <a href="https://treaties.un.org">https://treaties.un.org</a> ). <a href="https://treaties.un.org/Pages/ViewDetails.aspx?src=TREATY&amp;mtdsg_no=IV-11&amp;chapter=4&amp;clang=_en">https://treaties.un.org/Pages/ViewDetails.aspx?src=TREATY&amp;mtdsg_no=IV-11&amp;chapter=4&amp;clang=_en</a>
<b>General Comment 7 on Early Childhood Development: Accepted by the Committee. Not ratified or signed by individual countries</b>			
<b>CRC Optional Protocol on the Sale of Children, Child Prostitution and Pornography 2000</b>	The protocol aims to prevent the exploitation of children in countries which sign or ratify the protocol.	Year of signature or ratification (2013).	UN Treaty Collections ( <a href="https://treaties.un.org">https://treaties.un.org</a> ). <a href="https://treaties.un.org/doc/Publication/MTDSG/Volume%20I/Chapter%20IV/IV-11-c.en.pdf">https://treaties.un.org/doc/Publication/MTDSG/Volume%20I/Chapter%20IV/IV-11-c.en.pdf</a>
<b>UN Convention on the Rights of Persons with Disabilities 2006</b>	The convention aims to ensure that the rights of persons with disabilities are protected.	Signature or ratification, year of notification/deposit (2018).	UN Treaty Collections ( <a href="https://treaties.un.org">https://treaties.un.org</a> ). <a href="https://treaties.un.org/Pages/ViewDetails.aspx?src=TREATY&amp;mtdsg_no=IV-15&amp;chapter=4&amp;clang=_en">https://treaties.un.org/Pages/ViewDetails.aspx?src=TREATY&amp;mtdsg_no=IV-15&amp;chapter=4&amp;clang=_en</a>
<b>Hague Convention on Protection of Children and Cooperation in respect of Intercountry Adoption 1993</b>	The convention aims to ensure that children are not exploited through intercountry adoption.	Year of signature or ratification (2017).	Hague Conference on Private International Law. <a href="https://www.hcch.net/en/instruments/conventions/status-table/?cid=69">https://www.hcch.net/en/instruments/conventions/status-table/?cid=69</a> .

Enabling environment: Policies			
Indicator	Rationale	Definition	Data source
<b>Social protection – child and family benefits</b> - Non-contributory (universal or social assistance, means tested)	Non-contributory social protection for children and families protects children and families from destitution and the worst effects of poverty.	ILO Convention 102 – Benefits in cash or in kind at a level that ensures at least basic income security for all children throughout childhood, providing access to nutrition, education, care and other necessary goods and services. Should be defined at national level and prescribed by law (Latest available year per country) (2017).	ILO World Social Protection Report 2017, <a href="http://www.ilo.org/global/publications/books/WCMS_604882/lang-en/index.htm">http://www.ilo.org/global/publications/books/WCMS_604882/lang-en/index.htm</a> , p. 252, Table B4. Main sources: ISSA (International Social Security Association); SSA (US Social Security Administration). Various dates. Social security programmes throughout the world (Geneva and Washington DC). Available at: <a href="http://www.ssa.gov/policy/docs/progdesc/ssptw/">http://www.ssa.gov/policy/docs/progdesc/ssptw/</a> [20 June 2017]. ILO (International Labour Office). World Social Protection Database, based on the Social Security Inquiry (SSI). Available at: <a href="http://www.social-protection.org/gimi/gess/RessourceDownload.action?ressource.ressourceId=54781">http://www.social-protection.org/gimi/gess/RessourceDownload.action?ressource.ressourceId=54781</a> [June 2017].
<b>Minimum wage</b>	A minimum wage has been shown to have protective effects on children's well-being as assessed by growth.	Minimum wage per day >\$2 PPP (World Bank poverty line was \$1.90 per day Purchasing Power Parity (PPP) (2012).	World Policy Analysis Center, UCLA <a href="https://worldpolicycenter.org/policies/at-what-level-are-minimum-wages-set-per-day">https://worldpolicycenter.org/policies/at-what-level-are-minimum-wages-set-per-day</a> .
<b>Maternity leave</b>	Paid maternity leave enables women to prepare for and recover from delivery and establish exclusive breastfeeding.	ILO Convention 183; 100% wages and paid for 14 weeks (date country adopted law).	ILO World Social Protection Report 2017, <a href="http://www.ilo.org/global/publications/books/WCMS_604882/lang-en/index.htm">http://www.ilo.org/global/publications/books/WCMS_604882/lang-en/index.htm</a> , p. 248, Table B5. Main sources: ILO (International Labour Office). 2016. Social Security Inquiry: Mothers with newborns receiving a social protection benefit (effective coverage). Available at: <a href="http://www.social-protection.org/gimi/gess/RessourceDownload.action?ressource.ressourceId=54605">http://www.social-protection.org/gimi/gess/RessourceDownload.action?ressource.ressourceId=54605</a> [1 June 2017]. ISSA (International Social Security Association); SSA (US Social Security Administration). Various dates. Social security programmes throughout the world (Geneva and Washington DC). Available at: <a href="http://www.ssa.gov/policy/docs/progdesc/ssptw/">http://www.ssa.gov/policy/docs/progdesc/ssptw/</a> [1 June 2017].
<b>Paternity leave</b>	Paid paternity leave enables men to support their partners before, during and after delivery, and be involved in the care of their young children.	Any paid paternity leave in relation to childbirth or leave that can be used exclusively by fathers as paternity leave (2014)	UCLA World Policy Analysis Center, Adult Labour Public Use Data <a href="https://www.worldpolicycenter.org/maps-data/data-download/world-areas">https://www.worldpolicycenter.org/maps-data/data-download/world-areas</a> .
<b>International Code of Marketing of Breastmilk Substitutes</b>	The Code prevents the marketing of breastmilk substitutes which threatens exclusive breastfeeding. Breastfeeding is essential to the nutrition, health, safety and psychological well-being of the baby, and has many benefits for mothers as well.	Many provisions or full provision in law (2016).	WHO Country implementation of the International Code of Marketing of Breastmilk Substitutes, Status Report 2016 <a href="http://apps.who.int/iris/bitstream/10665/206008/1/9789241565325_eng.pdf">http://apps.who.int/iris/bitstream/10665/206008/1/9789241565325_eng.pdf</a> .

Components of Nurturing Care: Health			
Indicator	Rationale	Definition	Data source
<b>Antenatal care (4 or more visits)</b>	Antenatal care safeguards women's health during pregnancy and helps to prevent and prepare for complications during pregnancy and delivery.	Percentage of women (aged 15-49) attended to at least four times during pregnancy by a skilled health personnel (doctor, nurse or midwife) (2011-2016).	UNICEF State of the World's Children 2017, <a href="https://www.unicef.org/sowc2017/">https://www.unicef.org/sowc2017/</a> (SOWC), Table 7. Data from DHS, MICS and other nationally representative sources.
<b>Treatment for HIV+ pregnant women</b>	Treatment of pregnant women living with HIV safeguards their health and prevents the transmission of the virus to their babies.	Percentage of estimated number of pregnant women living with HIV receiving effective regimens (excludes single-dose nevirapine) of antiretroviral medicines (ARVs) for preventing mother-to-child transmission (PMTCT) of HIV (2016).	UNICEF State of the World's Children 2017, <a href="https://www.unicef.org/sowc2017/">https://www.unicef.org/sowc2017/</a> (SOWC), Table 4.
<b>Post-natal visits</b>	Post-natal visits help to detect and prevent post-delivery complications for women and newborns to ensure that they receive prompt treatment.	Percentage of women age 15-49 years who received a health check within 2 days after delivery of their most recent live birth in the last 2 years (2011-2016).	UNICEF State of the World's Children 2017, <a href="https://www.unicef.org/sowc2017/">https://www.unicef.org/sowc2017/</a> (SOWC), Table 7 p 136. Data from DHS, MICS and other nationally representative sources.
<b>Health-seeking for pneumonia</b>	Care-seeking for pneumonia indicates caregivers' ability to detect and act on their surveillance of their young child's health condition.	Care-seeking for children with symptoms of pneumonia – percentage of children under age 5 with symptoms of pneumonia (cough and fast or difficult breathing due to a problem in the chest) in the 2 weeks preceding the survey for whom advice or treatment was sought from a health facility or provider (2011-2016).	UNICEF State of the World's Children 2017, <a href="https://www.unicef.org/sowc2017/">https://www.unicef.org/sowc2017/</a> (SOWC), Table 3. Data from DHS, MICS and other nationally representative sources.

Components of Nurturing Care: Nutrition			
Indicator	Rationale	Definition	Data source
<b>Early initiation of breastfeeding</b>	Sucking at the breast within an hour of delivery ensures the baby receives the colostrum, the first milk that is rich in protective factors. Immediate sucking is instinctive for the baby and responds to the baby's attachment needs as well as helps establish exclusive breastfeeding.	Percentage of infants who are put to the breast within 1 hour of birth (2011-2016).	UNICEF State of the World's Children 2017, <a href="https://www.unicef.org/sowc2017/">https://www.unicef.org/sowc2017/</a> (SOWC), Table 2.
<b>Exclusive breastfeeding</b>	Receiving only breastmilk for the first 6 months of life provides babies with all the nutrients they need and protects the baby against common childhood illness such as diarrhoea and pneumonia. Breastfeeding also has longer term benefits on children's future intelligence and health.	Percentage of children aged 0-5 months who are fed exclusively with breastmilk in the 24 hours prior to the survey (2011-2016).	UNICEF State of the World's Children 2017, <a href="https://www.unicef.org/sowc2017/">https://www.unicef.org/sowc2017/</a> (SOWC), Table 2.
<b>Minimum acceptable diet</b>	Young children need sufficient diverse food to satisfy their rapid growth.	Percentage of breastfed children 6-23 months of age who had at least the minimum dietary diversity and the minimum meal frequency during the previous day AND percentage of non-breastfed children 6-23 months of age who received at least 2 milk feedings and had at least the minimum dietary diversity not including milk feeds and the minimum meal frequency during the previous day (2011-2016).	UNICEF State of the World's Children 2017, <a href="https://www.unicef.org/sowc2017/">https://www.unicef.org/sowc2017/</a> (SOWC), Table 2, p. 169.

## Components of Nurturing Care: Responsive Caregiving

**Note: no comparable country data available. Represented on the country pages by examples of indicators**

Currently no comparable country data on responsive caregiving is being collected through Demographic and Health Surveys, nationally representative household surveys or UNICEF's Multiple Indicator Cluster Survey. In some countries, information on child day care is collected. However, to initiate discussions on the collection of data to indicate progress in Responsive Caregiving, we suggest that the following four indicators be considered:

### National information and communication about ECD and services

Awareness by parents of their important role in young children's development; what parents, caregivers and families can do to support and promote the development of young children; and services available to assist parents of young children should they or their young child experience difficulties.

### Maternal/parental mental health

Both maternal and paternal mental health, and the mental health of caregivers, is critical to responsive caregiving. Lack of energy, preoccupation, anxiety, depression and other symptoms of mental distress make it very difficult for caregivers to be sensitive and responsive to the needs of a young child.

### Parent support through groups and home visits

Support, either through parent groups or home visits, is of assistance to parents in receiving reassurance, the companionship of others with shared challenges, information about their baby's development and parent and family behaviours and responses that support infant development, demonstrations of how they can approach and resolve difficulties, and referral to additional services should they need them.

### Good quality affordable child day care

In many countries, as many women as men are economically active, either in the formal or the informal sector. These families, and families with other challenges that require additional assistance, benefit from good quality, free or affordable child day care.

## Components of Nurturing Care: Early Learning

Indicator	Rationale	Definition	Data source
<b>Children's books in the home</b>	Exposure to written material and pictures, accompanied by caregiver narratives about words and pictures, are the foundation of early language and literacy development.	Percentage of children 0-59 months old who have 3 or more children's books at home (2005-2016).	UNICEF State of the World's Children 2017, <a href="https://www.unicef.org/sowc2017/">https://www.unicef.org/sowc2017/</a> (SOWC), Table 12.
<b>Children play with objects at home</b>	Play is natural to children and the practice and pleasure they enjoy when playing is important to their cognitive exploration and expansion. Young children will learn from play with any safe, clean objects, most importantly when an adult engages and encourages the child and uses play opportunities to label objects and experiences for the child.	Percentage of children 0-59 months old who play with 2 or more of the following playthings at home: household objects or objects found outside (sticks, rocks, animals, shells, leaves etc.), homemade toys or toys that came from a store (2005-2016).	UNICEF State of the World's Children 2017, <a href="https://www.unicef.org/sowc2017/">https://www.unicef.org/sowc2017/</a> (SOWC), Table 12.
<b>Adult support for early learning ("stimulation")</b>	Children learn through their own exploration, but they learn more in interaction with others, especially adults who mediate a child's experience with written material, stories, excursions and other opportunities to teach young children words, numbers, colours and shapes, and to help young children to understand ideas not immediately present.	Percentage of children 36-59 months old with whom an adult has engaged in 4 or more of the following activities to promote learning and school readiness in the past 3 days: a) reading books to the child, b) telling stories to the child, c) singing songs to the child, d) taking the child outside the home, e) playing with the child, and f) spending time with the child naming, counting or drawing things (2005-2016).	UNICEF State of the World's Children 2017, <a href="https://www.unicef.org/sowc2017/">https://www.unicef.org/sowc2017/</a> (SOWC), Table 12.
<b>Early education attendance</b>	From about the age of 3 years, young children benefit from interacting and learning with other young children, and preparing for the environment of formal learning in school.	Percentage of children 36-59 months old who are attending an early childhood education programme (2005-2016).	UNICEF State of the World's Children 2017, <a href="https://www.unicef.org/sowc2017/">https://www.unicef.org/sowc2017/</a> (SOWC), Table 12. Demographic and Health Surveys (DHS), Multiple Indicator Cluster Surveys (MICS), and other national surveys.

Components of Nurturing Care: Security and Safety			
Indicator	Rationale	Definition	Data source
<b>Birth registration</b>	Through birth registration, a child acquires their identity as a citizen and a rights holder in a country. Registration is often a condition for the receipt of state services such as health care, education and social protection.	Percentage of children under age 5 who were reported to be registered at the moment of the survey. The numerator of this indicator includes children reported to have a birth certificate, regardless of whether or not it was seen by the interviewer, and those without a birth certificate whose mother or caregiver says the birth has been registered (2011-2015).	UNICEF State of the World's Children 2017, <a href="https://www.unicef.org/sowc2017/">https://www.unicef.org/sowc2017/</a> (SOWC), Table 8.
<b>Basic drinking water</b>	Safe drinking water is especially important for young children, to prevent infectious diseases that inhibit their physical growth and diminish their active exploration of the environment through which they learn.	Percentage of the population using an improved drinking water source, where collection time is not more than 30 minutes for a round trip including queuing (improved sources include: piped water; boreholes or tube wells; protected dug wells; protected springs; rainwater; and packaged or delivered water) (2015).	UNICEF State of the World's Children 2017, <a href="https://www.unicef.org/sowc2017/">https://www.unicef.org/sowc2017/</a> (SOWC), Table 3.
<b>Basic sanitation</b>	Basic sanitation is also especially important for young children, to prevent infectious diseases that inhibit their physical growth and diminish their active exploration of the environment through which they learn.	Percentage of the population using an improved sanitation facility that is not shared with other households (improved facilities include: flush/pour flush to piped sewerage systems, septic tanks or pit latrines; ventilated improved pit latrines; composting toilets or pit latrines with slabs) (2015).	UNICEF State of the World's Children 2017, <a href="https://www.unicef.org/sowc2017/">https://www.unicef.org/sowc2017/</a> (SOWC), Table 3, p. 120.
<b>Positive discipline</b>	Positive discipline by parents and caregivers helps to socialise young children to understand how to avoid danger and what they may and may not do in their social context.	Percentage of children aged 2-14 years who experienced any form of non-violent discipline in the past month, including (1) explaining why a behaviour is wrong, (2) taking away privileges or not allowing the child to leave the house, and (3) giving the child something else to do (2005-2006).	Child Disciplinary Practices at Home Evidence from a Range of Low- and Middle-Income Countries, UNICEF 2010, Table A5, p. 106. Data from DHS, MICS 2005-2006.

Important indicators – no or insufficient comparable country data			
Indicator	Rationale	Definition	Data source
<p><b>More data needs to be collected, recalculated or validated.</b></p> <p>Many more indicators than are included in the 2018 country profiles are needed to monitor and inspire the scale-up of quality interventions and programmes to support the development of young children. Some of these are indicated below, and more will be added to the list for advocacy as responses to the 2018 profiles are received.</p>			
<b>Government expenditure on ECD</b>	Government leadership, programming and funding are needed to scale up efforts to improve facilitating environments and nurturing care needed by young children to realise their human potential.		Some data available, minimum number of countries. R4D has government spending on different ECD programmes in only 12 countries.
<b>Foreign assistance for ECD</b>	International aid is important to leadership and funding of early childhood development programmes.		World Bank published estimates at the aggregate level (total \$ from the WB on ECD), but not at the country level. R4D has data on early childhood education, but not on other areas of ECD. It is not at the country level.
<b>Household expenditure on ECD (child day care)</b>	Early indications are that, currently, families are spending a high proportion of household income on child day care, often being forced to compromise by accepting poorer quality, more affordable services.		Some data available, minimum number of countries. Some data from R4D.
<b>Low maternal schooling</b>	Children whose mothers have no or only a few years of primary education have poorer health, nutrition, and cognitive development than children of better educated women. Education is empowering for women themselves, their families and their children.	No education.	Countdown to 2030 reports on secondary education. There are no country-level estimates available for maternal education. Therefore, micro-level data has to be used to generate the estimates for countries with nationally representative data. In addition, categories of maternal education between DHS and MICS (and even within DHS and MICS) are not always consistent.
<b>Comprehensive ECD policies</b>	Many countries are adopting comprehensive ECD policies. The RISE Institute has been documenting the development and adoption of such policies, and it is important to understand the role they play in advancing effective interventions for early childhood development.		Country-level data from the RISE Institute has not been published.
<b>Care for Child Development</b>	The UNICEF/WHO Care for Child Development (CCD) materials are in use in a large number of countries, often adapted for local circumstances. CCD is illustrative of a feasible, cost-effective intervention to promote nurturing care that can be incorporated into the delivery of services in different sectors.	<a href="http://www.who.int/maternal_child_adolescent/documents/care_child_development/en/">http://www.who.int/maternal_child_adolescent/documents/care_child_development/en/</a>  <a href="https://www.unicef.org/earlychildhood/index_68195.html">https://www.unicef.org/earlychildhood/index_68195.html</a>	Informal repository of country implementation.
<b>Children in institutional care</b>	Care of young children in large group homes (institutions) is a known serious risk to children's development, as development is dependent on responsive human interaction best provided in a family environment.		UNICEF's Data and Analytics Section maintains a global database on this indicator, but it is not currently available for public sharing, given lack of comparability across countries.
<b>Maternal/parental mental health/depression</b>	Parental and caregiver depression is prevalent in conditions of adversity and hardship, and significantly affects the development of young children through its impact on the motivational and emotional state of parents and caregivers.		Some prevalence data, but with small non-representative samples and long intervals between dates of information, was collected, eg. Gelaye et al (2016), Epidemiology of maternal depression, The Lancet Psychiatry, 3 (10), 973-982; Ferrari et al (2016), Burden of depressive disorder, PLoS Med, 10 (11). E1001547. doi:10.1371/journal.pmed.1001547.



Important indicators – no or insufficient comparable country data			
Indicator	Rationale	Definition	Data source
<b>Children with disabilities or developmental delays</b>	As yet, unknown numbers of children experience developmental delays and difficulties. Lack of identification and appropriate intervention exacerbates the deleterious effects on children's development and the stress on their families.		UNICEF's Data and Analytics Section maintains a global database on this indicator, but it is not currently available for public sharing, given lack of comparability across countries. The problem with comparability of current country data is explained in a review – <a href="https://data.unicef.org/wp-content/uploads/2015/12/Navigating-the-landscape-of-child-disability-measurement_247-1.pdf">https://data.unicef.org/wp-content/uploads/2015/12/Navigating-the-landscape-of-child-disability-measurement_247-1.pdf</a> . The UNICEF Multiple Indicator Cluster Surveys (MICS) have recently begun to collect data on children 2-17 years old with functional difficulties, using a new standardised module developed by UNICEF and the Washington Group on Disability Statistics, but country-level data are not yet available for most countries.
<b>Female alcohol consumption</b>	Drug and alcohol abuse is associated with prenatal complications, developmental delays and difficulties, the potential for violence in the home and other social problems. Data on female alcohol consumption may be one possible indicator for this threat to early child development.	Total APC is defined as the total (sum of recorded APC 3-year average and unrecorded APC) amount of alcohol consumed per adult (15+ years) over a calendar year, in litres of pure alcohol.	Recorded alcohol consumption refers to official statistics (production, import, export, and sales or taxation data), while the unrecorded alcohol consumption refers to alcohol which is not taxed and is outside the usual system of governmental control (2008-2010). The World Health Organization Global Health Observatory <a href="http://apps.who.int/gho/data/node.gisah.GISAH_key_ind?showonly=GISAH">http://apps.who.int/gho/data/node.gisah.GISAH_key_ind?showonly=GISAH</a> . There was insufficient time to find a way to include the data in a simple and understandable way.
<b>Quality, affordable child day care</b>	In many countries, as many women as men are economically active, either in the formal or the informal sector. These families, and families with other challenges that require additional assistance, benefit from good quality, free or affordable day care.		No globally comparative data on this indicator.
<b>Environment/air pollution</b>	During pregnancy and early childhood, the rapid development of children makes them especially vulnerable to environmental toxins, among others, environment/air pollution.	Percentage of population breathing air with unhealthy levels of pollutants.	WHO Global Urban Ambient Air Pollution Database (update 2016) <a href="http://www.who.int/phe/health_topics/outdoorair/databases/cities/en/">http://www.who.int/phe/health_topics/outdoorair/databases/cities/en/</a> . There was insufficient time to find a way to include the data in a simple and understandable way.
<b>ECDI</b>	A feasible population measure of early child development is critical to monitoring at a country level the impact of early childhood development interventions, and which children's development is not on track, to ensure that all children benefit from interventions.	Early Childhood Development Index. Percentage of children 36-59 months old who are developmentally on track in at least 3 of the following domains: literacy-numeracy, physical development, social-emotional development and learning.	UNICEF global databases 2017, as reported in the UN SDG global database. Updated country estimates for this indicator will be uploaded to the global SDG database sometime in June 2018. Available from UNESCO Institute for Statistics <a href="http://uis.unesco.org/en/data-transform-lives">http://uis.unesco.org/en/data-transform-lives</a> .

# Available data

Table 4 lists the indicators included in the country profiles, the numbers of countries with data for that indicator and the year in which the data was collected.

Table 4: Indicators by number of countries and year of collection

Variable	Number of countries with data	Year
Demographics		
Total population	91	2016
Annual number of births	91	2016
Children under 5	91	2016
Under-5 mortality rate	91	2016
Threats to early childhood development		
Adjusted maternal mortality ratio	91	2015
Preterm births	91	2010
Low birthweight	86	2011-2016
Under-5 stunting	91	2011-2015
Children under 5 years of age living in poverty	67	2016
Harsh punishment	49	2010-2016
Inadequate supervision	50	2005-2016
Young mothers (<18 years)	82	2011-2016
Prevalence of risk for poor early childhood development, and cost of growth failure		
Composite burden of risk: 2005, 2010, 2015	91	
Risks by gender and residence	63	
Cost of growth deficits in childhood	91	2010
Components of Nurturing Care – Health		
Treatment for HIV+ pregnant women	76	2016
Antenatal care, 4 or more visits	89	2011-2016
Post-natal visits	73	2011-2016
Care-seeking for pneumonia	87	2011-2016
Components of Nurturing Care – Nutrition		
Early initiation of breastfeeding	88	2011-2016
Exclusive breastfeeding	89	2011-2016
Minimum acceptable diet	61	2011-2016
Components of Nurturing Care – Responsive caregiving		
Public communication about ECD	0	
Maternal mental health	0	
Parental support in groups and home visits	0	
Quality, affordable child day care	0	

Variable	Number of countries with data	Year
Components of Nurturing Care – Security and safety		
Birth registration	87	2011-2015
Positive discipline	22	2005-2006
Basic drinking water	90	2015
Basic sanitation	90	2015
Components of Nurturing Care – Early learning		
Adult support for early learning	47	2005-2016
Children's books in the home	46	2005-2016
Play with objects at home	47	2005-2016
Early education attendance	59	2005-2016
Enabling environment – Policies		
Child and family social protection benefits	84	2017
Minimum wage	85	2012
Paid maternity leave	87	2017
Paid paternity leave	89	2014
International Code of Marketing of Breastmilk Substitutes	89	2016
Enabling environment – Conventions		
United Nations Convention on the Rights of the Child 1989	91	2018
Convention on the Rights of the Child Optional Protocol on the Sale of Children, Child Prostitution and Pornography 2000	91	2013
United Nations Convention on the Rights of Persons with Disabilities 2006	91	2018
Hague Convention on Protection of Children and Cooperation in respect of Intercountry Adoption 1993	91	2017









DST-NRF Centre of Excellence  
in Human Development

---

Individual and Society

University of the Witwatersrand,  
South Africa